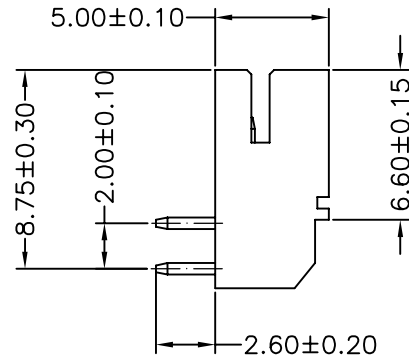
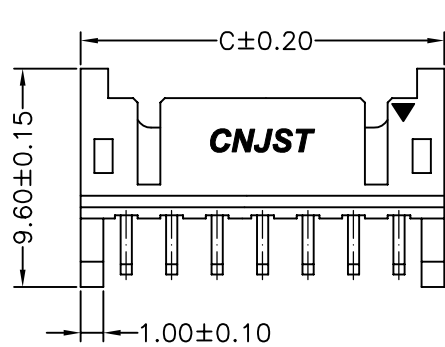


RoHS Compliant

成品图



SPECIFICATION

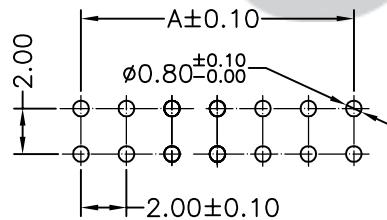
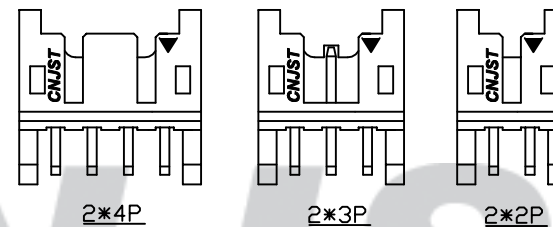
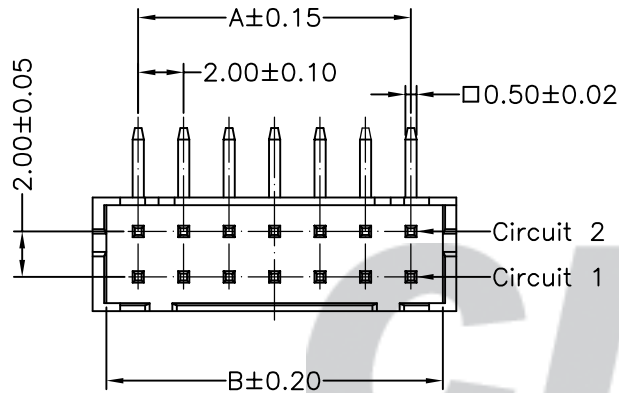
- 1 Contact resistance: $\leq 10m\Omega$
- 2 Insulation resistance: $\geq 1000M\Omega$
- 3 Rated voltage: 250 V AC DC
- 4 Rated current: 2.0 A AC DC
- 5 Withstand Voltage: 800V AC/minute
- 8 Temperature Range: $-25^{\circ}C \sim +85^{\circ}C$

ORDER INFORMATION:

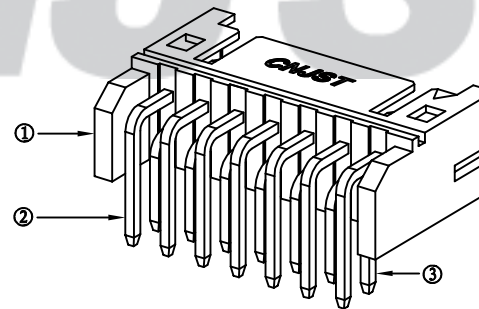
A2002AWD-*-A1MA-B-D**

PART No. _____
 No. OF CIRCUITS: _____
 2X2~2X20
 PLASTIC MATERIAL: _____
 A1M=PA66

PACKAGING:
 B=TRAY
 PLATING:
 A=Tin-plated



SUGGESTED PCB LAYOUT
(COMPONENT SIDE)



Circuits	Dimensions (mm)		
	A	B	C
202 (2X2)	2.00	4.70	5.90
203 (2X3)	4.00	6.70	7.90
204 (2X4)	6.00	8.70	9.90
205 (2X5)	8.00	10.70	11.90
206 (2X6)	10.00	12.70	13.90
207 (2X7)	12.00	14.70	15.90
208 (2X8)	14.00	16.70	17.90
209 (2X9)	16.00	18.70	19.90
210 (2X10)	18.00	20.70	21.90
211 (2X11)	20.00	22.70	23.90
212 (2X12)	22.00	24.70	25.90
213 (2X13)	24.00	26.70	27.90
214 (2X14)	26.00	28.70	29.90
215 (2X15)	28.00	30.70	31.90
216 (2X16)	30.00	32.70	33.90
217 (2X17)	32.00	34.70	35.90
218 (2X18)	34.00	36.70	37.90
219 (2X19)	36.00	38.70	39.90
220 (2X20)	38.00	40.70	41.90

REV.	DATE	DESCRIPTION	APPD.	NO.	DESCRIPTION	QTY	MATERIAL	PLATING/COLOR
B/0	2016.05.06	NEW RELEASE		③	Contacts 2	2~20	Brass	Tin-plated
				②	Contacts 1	2~20	Brass	Tin-plated
				①	Insulator	1	PA66 (UL94V-0)	Nature

Tolerance X.X ±0.30 X.XX ±0.20 X.XXX ±0.10 Angle ±3.0°	Model Name: 2.00mm PITCH 90° WAFER Model No: A2002AWD-***-A1MA-B-D	SCALE: FULL REVISION: B/0
UNIT: mm	CNJST 浙江捷仕泰电子有限公司 ZHEJIANG JIESHITAI ELECTRONIC CO., LTD	

Drawn: 蔡忠忠 2016.05.06

Checked: 林旭芝

Approved: 刘祚杰

DWG NO. CNJST/GCCP-0054