

RoHS Compliant

成品图

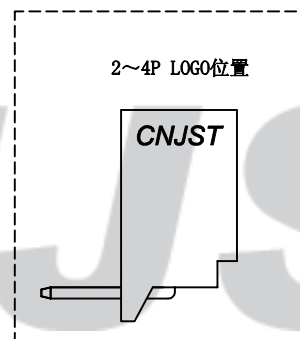
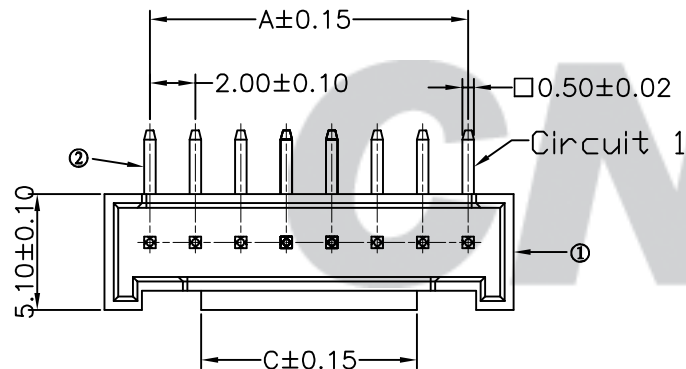
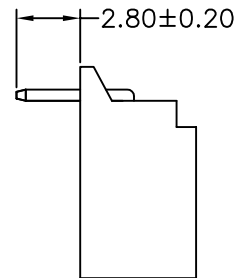
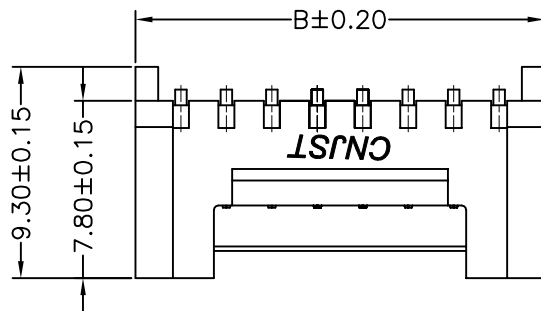
SPECIFICATION

- 1 Contact resistance:  $\leq 20m\Omega$
- 2 Insulation resistance:  $\geq 1000M\Omega$
- 3 Rated voltage: 125 V AC DC
- 4 Rated current: 2.0 A AC DC
- 5 Withstand Voltage: 1000V AC/minute
- 6 Temperature Range:  $-25^{\circ}C \sim +85^{\circ}C$

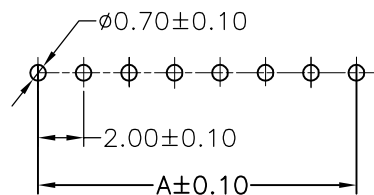
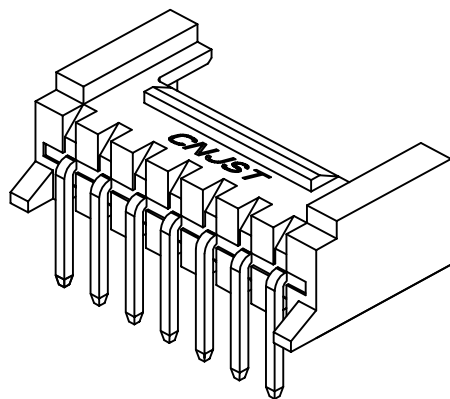
ORDER INFORMATION:

A2004AWD-\*\*-A1MA-P-D

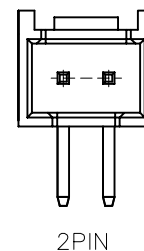
PART No. \_\_\_\_\_  
 No. OF CIRCUITS: \_\_\_\_\_ PACKAGING: P=PE  
 02~15 \_\_\_\_\_ PLATING: A=Tin-plated  
 PLASTIC MATERIAL: AIM=PA66



Circuits	Dimensions (mm)		
	A	B	C
02	2.00	6.00	2.80
03	4.00	8.00	3.20
04	6.00	10.00	3.50
05	8.00	12.00	5.50
06	10.00	14.00	7.50
07	12.00	16.00	9.50
08	14.00	18.00	11.50
09	16.00	20.00	13.50
10	18.00	22.00	15.50
11	20.00	24.00	15.50
12	22.00	26.00	15.50
13	24.00	28.00	15.50
14	26.00	30.00	15.50
15	28.00	32.00	15.50



SUGGESTED PCB LAYOUT  
(COMPONENT SIDE)



Tolerance X.X ±0.30 X.XX ±0.20 X.XXX ±0.10 Angle ±3.0°	Model Name: 2.00mm PITCH 90° WAFER	Drawn: 蔡忠忠 2016.05.06
	Model No: A2004AWD-**-A1MA-P-D	
UNIT: mm	SCALE: FULL	REVISION: B/0
	<b>CNJST</b> 浙江捷仕泰电子有限公司 ZHEJIANG JIESHITAI ELECTRONIC CO., LTD	
		Approved: 刘祚杰
		DWG NO. CNJST/GCCP-0062

REV.	DATE	DESCRIPTION	APPD.	NO.	DESCRIPTION	QTY	MATERIAL	PLATING/COLOR
B/0	2016.05.06	NEW RELEASE		②	Contacts	2~15	Brass	Tin-plated
				①	Insulator	1	PA66 (UL94V-0)	Beige