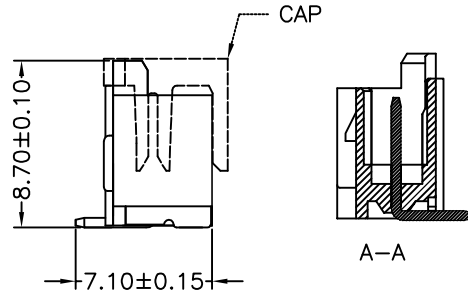
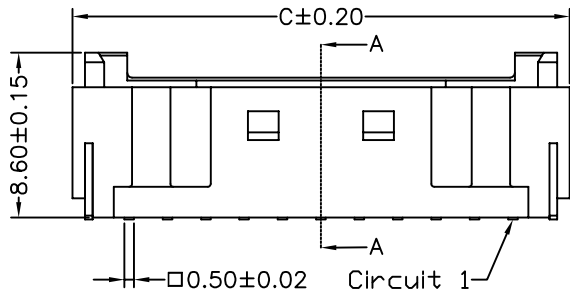


RoHS Compliant

成品图



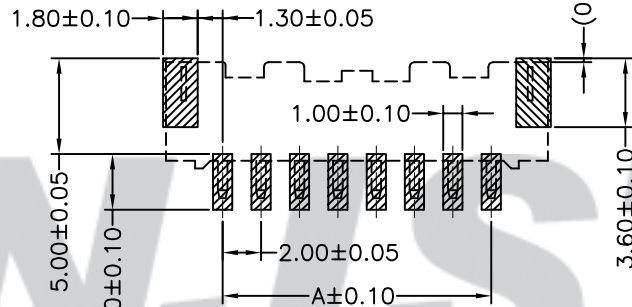
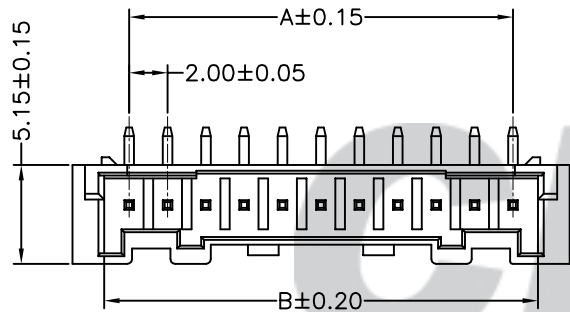
SPECIFICATION

- 1 Contact resistance: $\leq 10m\Omega$
- 2 Insulation resistance: $\geq 1000M\Omega$
- 3 Rated voltage: 250 V AC DC
- 4 Rated current: 3.0 A AC DC
- 5 Withstand Voltage: 800V AC/minute
- 6 Temperature Range: $-25^{\circ}C \sim +85^{\circ}C$

ORDER INFORMATION:

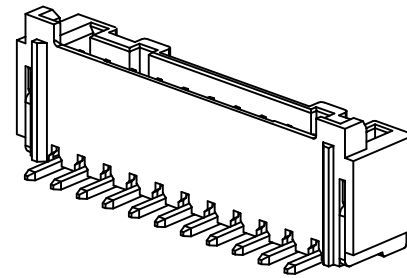
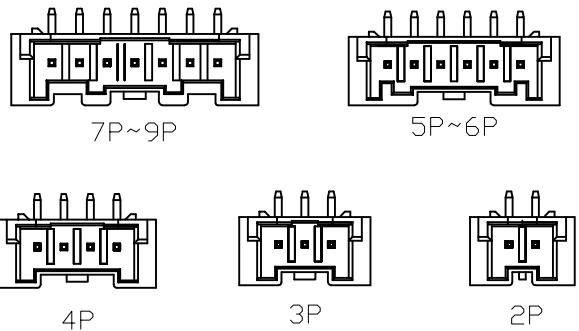
A2006AWV--F2MA-R-X**

PART No.	PACKAGING:
No. OF CIRCUITS:	P=PE
02~15	PLATING:
PLASTIC MATERIAL:	A=Tin-plated
F2M=LCP	



SUGGESTED PCB LAYOUT
(COMPONENT SIDE)

Circuits	Dimensions (mm)		
	A	B	C
02	2.00	4.60	7.90
03	4.00	6.60	9.90
04	6.00	8.60	11.90
05	8.00	10.60	13.90
06	10.00	12.60	15.90
07	12.00	14.60	17.90
08	14.00	16.60	19.90
09	16.00	18.60	21.90
10	18.00	20.60	23.90
11	20.00	22.60	25.90
12	22.00	24.60	27.90
13	24.00	26.60	29.90
14	26.00	28.60	31.90
15	28.00	30.60	33.90



专利产品

REV.	DATE	DESCRIPTION	APPD.
B/0	2016.05.19	NEW RELEASE	

NO.	DESCRIPTION	QTY	MATERIAL	PLATING/COLOR
④	Cap	1	LCP	Nature
③	Solder Tab	2	Brass	Tin-plated
②	Contacts	02~15	Brass	Tin-plated
①	Insulator	1	LCP (UL94V-0)	Nature

Tolerance X.X ±0.30 X.XX ±0.20 X.XXX ±0.10 Angle ±3.0°	Model Name: 2.00mm PITCH 180° WAFER-SMT-TYPE	
	Model No: A2006AWV-**-F2MA-R-X	
UNIT: mm	SCALE: FULL	REVISION: B/0
	CNJST 浙江捷仕泰电子有限公司 ZHEJIANG JIESHITAI ELECTRONIC CO., LTD	

Drawn: 蔡忠忠 2016.05.19
Checked: 林旭芝
Approved: 刘祚杰
DWG NO. CNJST/GCCP-0170