RoHS Compliant

成品图

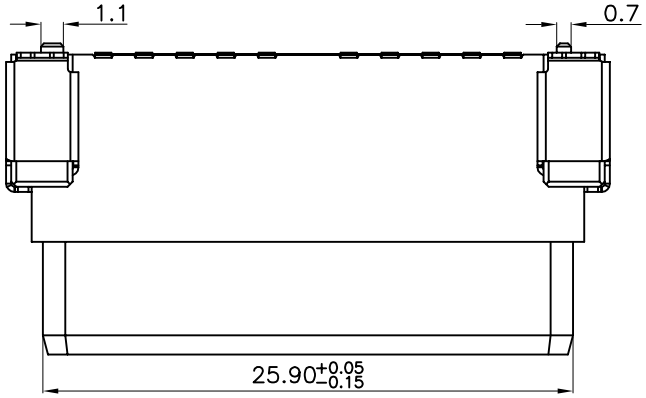

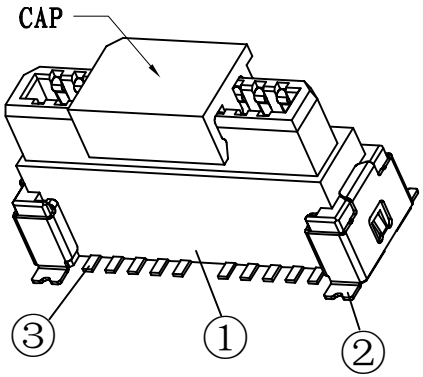

SPECIFICATION

1 Contact resistance: ≤100mΩ
2 Insulation resistance: ≥50MΩ
3 Rated voltage: 100 V AC DC
4 Rated current: 1.0 A AC DC
5 Withstand Voltage: 250V AC/minute
6 Temperature Range:-40℃～ +85℃

ORDER INFORMATION:

B2004M-211P20-F2ME-R

PART No.
No. OF CIRCUITS: 2*11
PLASTIC MATERIAL: F2M=LCP(NATURE)
PLATING: E=Sn+Gold
PACKAGING: R=REEL

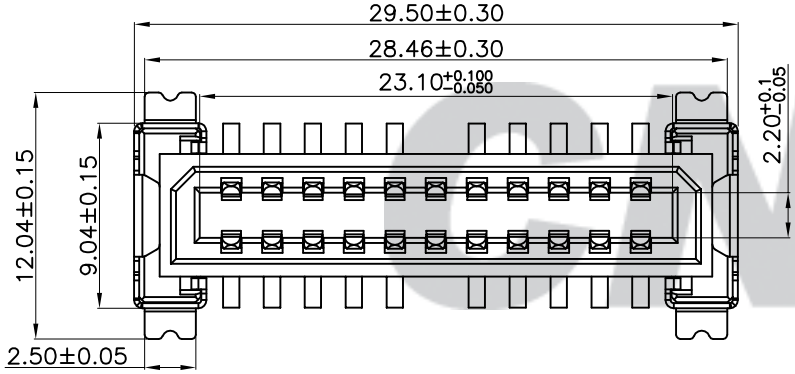

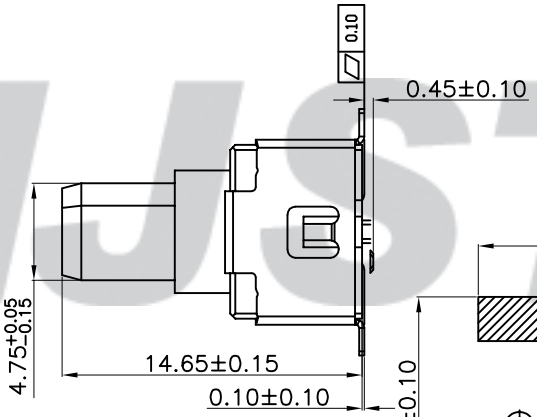

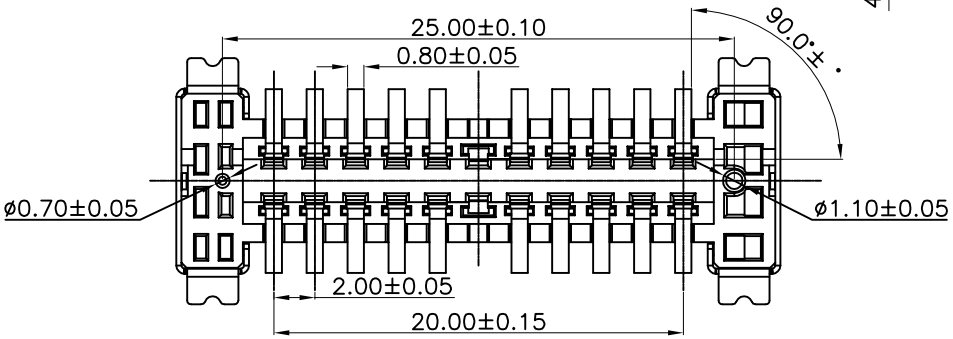

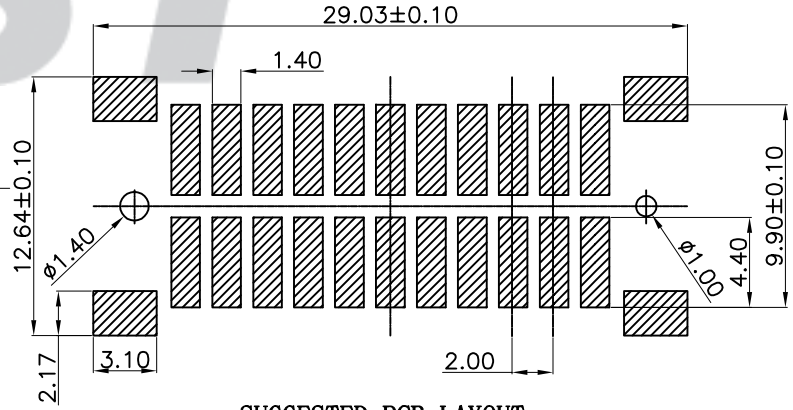

SUGGESTED PCB LAYOUT
(COMPONENT SIDE)

专利产品

REV.	DATE	DESCRIPTION	APPD.
B/0	2016.04.12	NEW RELEASE	

NO.	DESCRIPTION	QTY	MATERIAL	PLATING/COLOR
③	Solder Tab	2	Brass	Mattn Sn
②	Contacts	20	Phosphor Bronze	Mattn Sn/Gold-plated
①	Insulator	1	LCP	Nature

Tolerance
X.X ±0.30
X.XX ±0.20
X.XXX ±0.10
Angle ±3.0°

UNIT: mm

Model Name:2.00mm pitch 180° WAFER-SMT TYPE
Model No: B2004M-211P20-F2ME-R

SCALE:FULL | REVISION:B/0

CNJST 浙江捷仕泰电子有限公司
ZHEJIANG JIESHITAI ELECTRONICS CO.,LTD.

Drawn:张育斌2016.05.03
Checked: 林旭芝
Approved: 刘祚杰
DWG NO.CNJST/GCCP-0399

CNJST