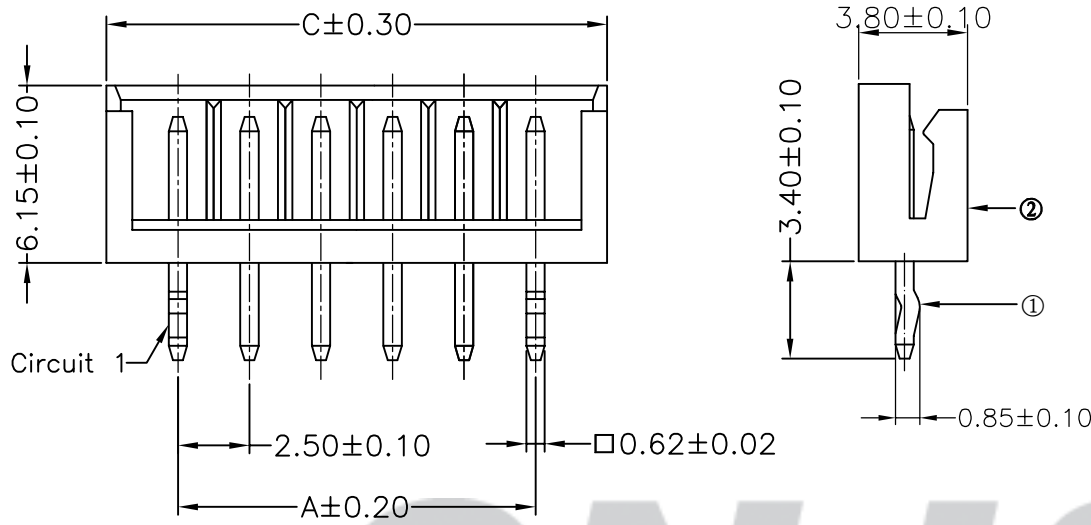


RoHS Compliant

成品图



SPECIFICATION

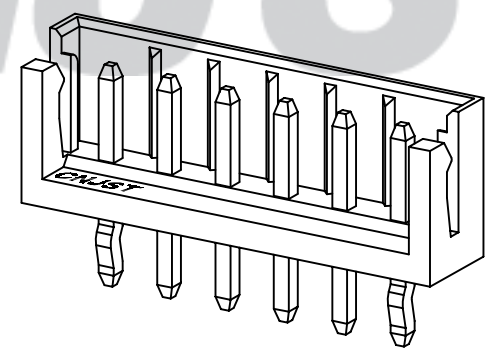
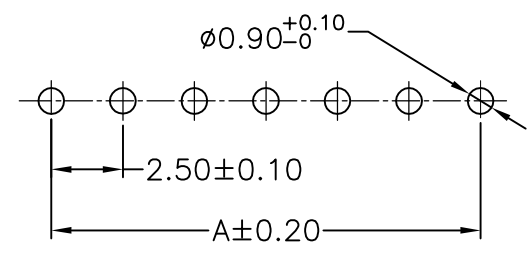
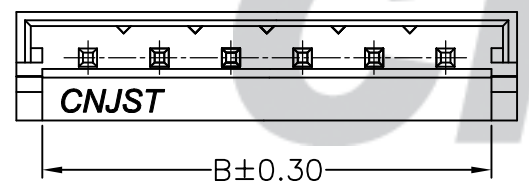
- 1 Contact resistance: $\leq 10m\Omega$
- 2 Insulation resistance: $\geq 1000M\Omega$
- 3 Rated voltage: 250 V AC DC
- 4 Rated current: 2.5 A AC DC
- 5 Withstand Voltage: 800V AC/minute
- 6 Temperature Range: $-25^{\circ}C \sim +85^{\circ}C$

ORDER INFORMATION:

A2504A-*-A1MA-P**

Part No. **A2504A-***-A1MA-P**
 No. of Circuits: 02~16
 PLASTIC MATERIAL: **A1M=PA66**
A5W=PA66 (WHITE)

PACKAGING: P=PE
 PLATING: A=Tin-plated



Circuits	Dimensions (mm)		
	A	B	C
02	2.50	5.60	7.50
03	5.00	8.10	10.00
04	7.50	10.60	12.50
05	10.00	13.10	15.00
06	12.50	15.60	17.50
07	15.00	18.10	20.00
08	17.50	20.60	22.50
09	20.00	23.10	25.00
10	22.50	25.60	27.50
11	25.00	28.10	30.00
12	27.50	30.60	32.50
13	30.00	33.10	35.00
14	32.50	35.60	37.50
15	35.00	38.10	40.00

SUGGESTED PCB LAYOUT
(COMPONENT SIDE)

REV.	DATE	DESCRIPTION	APPD.
B/0	2016.05.09	NEW RELEASE	

NO.	DESCRIPTION	QTY	MATERIAL	PLATING/COLOR
②	Contacts	2~15	Brass	Tin-plated
①	Insulator	1	PA66 (UL94V-0)	Nature

Tolerance
 X.X ±0.30
 X.XX ±0.20
 X.XXX ±0.10
 Angle ±3.0°

Model Name: 2.50mm PITCH 180° WAFER
 Model No: A2504A-***-A1MA-P

UNIT: mm

CNJST 浙江捷仕泰电子有限公司
 ZHEJIANG JIESHITAI ELECTRONIC CO., LTD

Drawn: 蔡忠忠 2016.05.09
 Checked: 林旭芝
 Approved: 刘祚杰
 DWG NO. CNJST/GCCP-0078