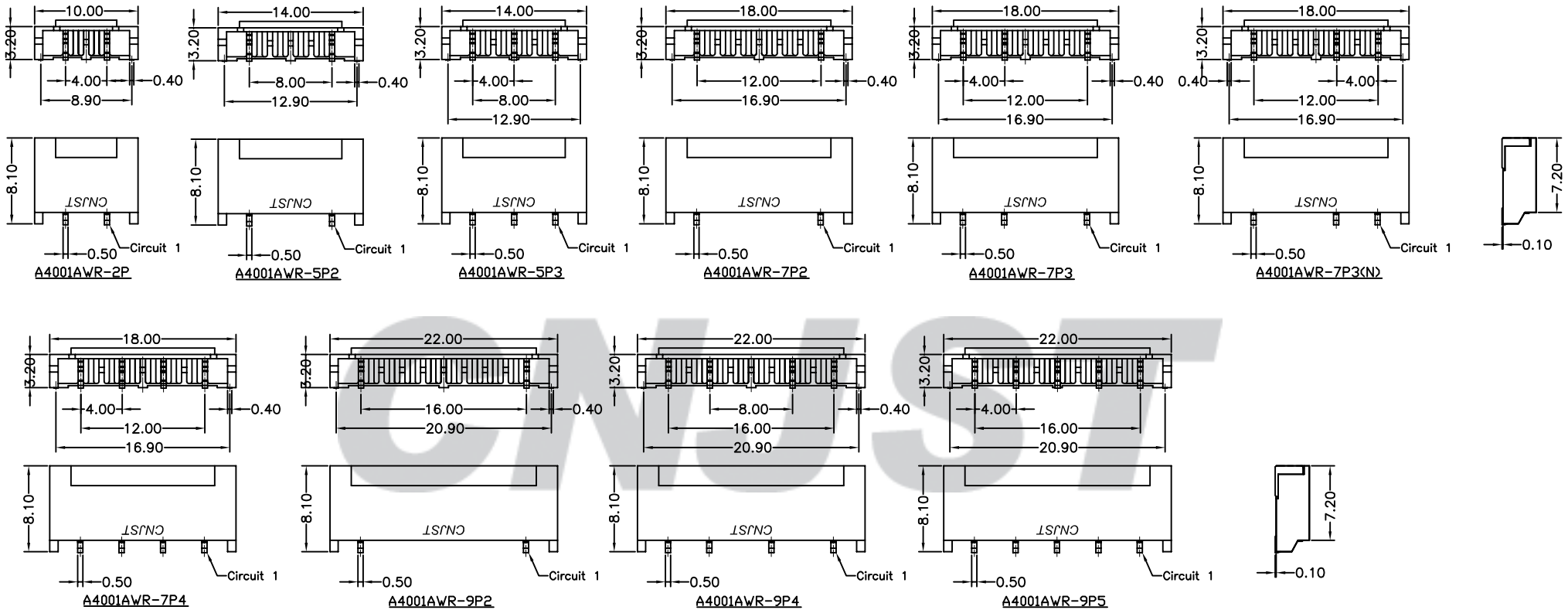


RoHS Compliant

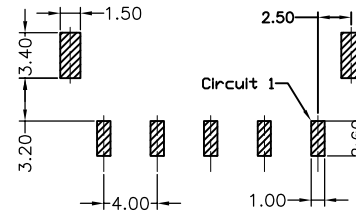
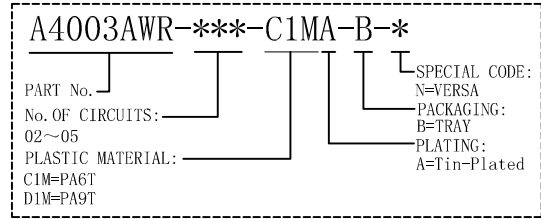
成品图



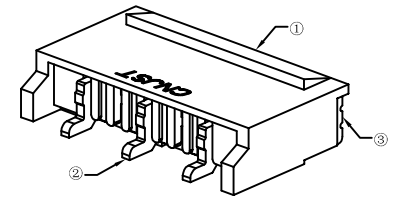
SPECIFICATION

- 1 Contact resistance: $\leq 10m\Omega$
- 2 Insulation resistance: $\geq 1000M\Omega$
- 3 Rated voltage: 600 V AC DC
- 4 Rated current: 1.0 A AC DC
- 5 Withstand Voltage: 1800V AC/minute
- 6 Temperature Range: $-25^{\circ}C \sim +85^{\circ}C$

ORDER INFORMATION:



SUGGESTED PCB LAYOUT
(COMPONENT SIDE)



Tolerance	Model Name: 4.00mm pitch 90° Wafer-SMT TYPE	Drawn: 张育斌 2016.06.12
X.X ±0.30	Model No: A4003AWR-***-C1MA-B-*	
X.XX ±0.20	SCALE: FULL REVISION: B/0	Checked: 林旭芝
X.XXX ±0.10		
Angle ±3.0°	CNJST 浙江捷仕泰电子有限公司 ZHEJIANG JIESHITAI ELECTRONIC CO., LTD	Approved: 刘祚杰
UNIT: mm	DWG NO. CNJST/GCCP-0209	

B/0	2016.04.12	NEW RELEASE		③	Solder Tabs	2	Phosphor Bronze	Tin-plated
				②	Contacts	02~05	Phosphor Bronze	Tin-plated
				①	Insulator	1		Nature
REV.	DATE	DESCRIPTION	APPD.	NO.	DESCRIPTION	QTY	MATERIAL	PLATING/COLOR