

RoHS Compliant

成品图

SPECIFICATION

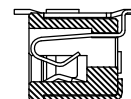
- 1 Contact resistance: $\leq 40m\Omega$
- 2 Insulation resistance: $\geq 100M\Omega$
- 3 Rated voltage: 200 V AC DC
- 4 Rated current: 0.8 A AC DC
- 5 Withstand Voltage: 500V AC/minute
- 6 Temperature Range: $-25^{\circ}C \sim +85^{\circ}C$

ORDER INFORMATION:

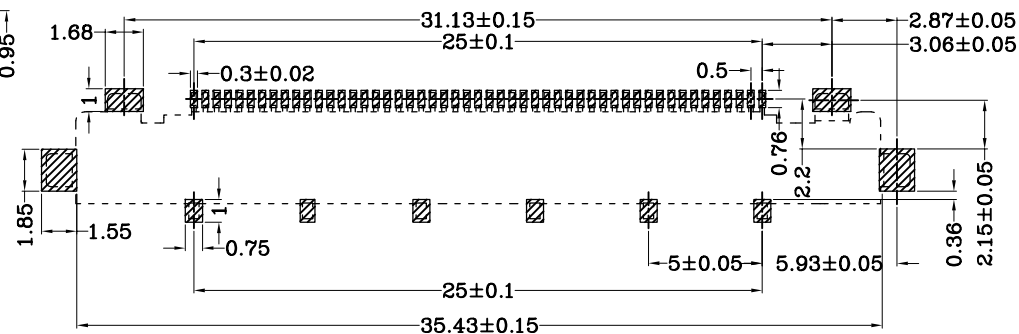
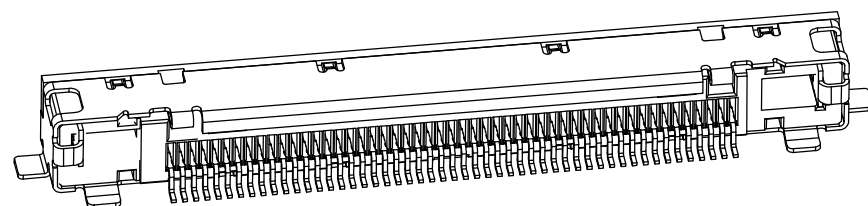
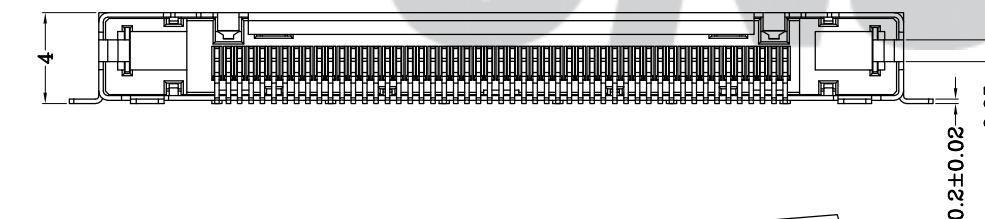
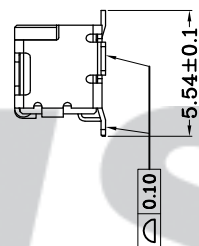
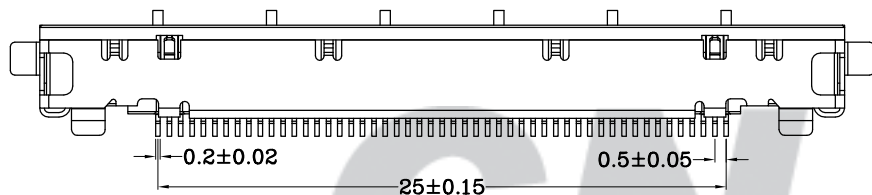
A0501AWR--F2KC-R**

PART No. _____ PACKAGING:
 No. OF CIRCUITS: _____ R=Reel
 31, 41, 51 _____ PLATING:
 PLASTIC MATERIAL: _____ C=Gold-Plating
 F2K=LCP (BLACK)

Circuits	Dimensions (mm)				
	A	B	C	D	E
31	14.00	15.00	22.60	26.40	31.00
41	19.00	20.00	27.60	31.40	36.00
51	24.00	25.00	32.60	36.40	41.00



SECTION A-A



REV.	DATE	DESCRIPTION	APPD.
B/0	2016.05.03	NEW RELEASE	

NO.	DESCRIPTION	QTY	MATERIAL	PLATING/COLOR
③	Terminal	31~51	Phosphor Bronze	Gold-plated
②	Shell	1	Stainless	
①	Insulator	1	LCP (UL94V-0)	Black

Tolerance	Model Name: 0.50 mm PITCH Connectors
X.X ±0.30	Model No: A0501AWR-**-F2KC-R
X.XX ±0.20	
X.XXX ±0.10	
Angle ±3.0°	
UNIT: mm	

Drawn: 蔡忠忠 2016.05.03
 Checked: 林旭芝
 Approved: 刘祚杰
 DWG NO. CNJST/GCCP-0018



SCALE: FULL REVISION: B/0

CNJST 浙江捷仕泰电子有限公司
 ZHEJIANG JIESHITAI ELECTRONIC CO., LTD