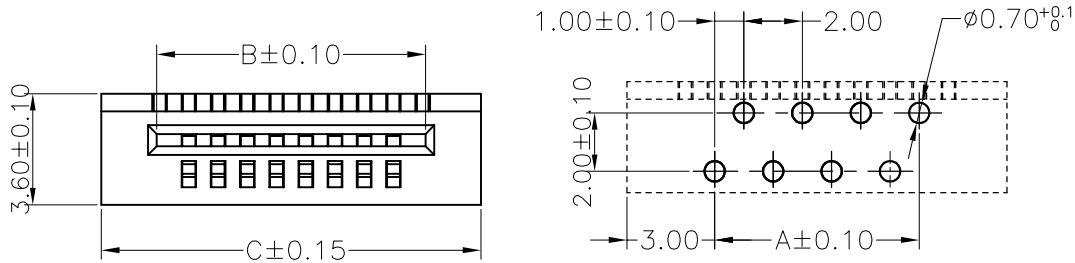
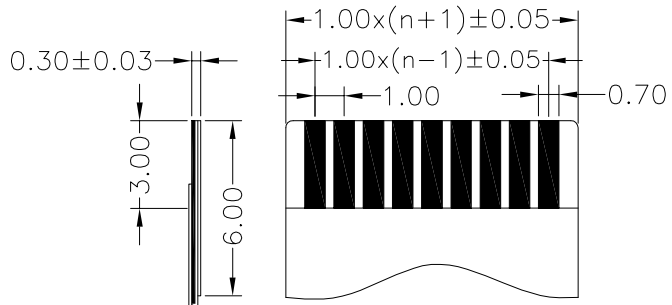
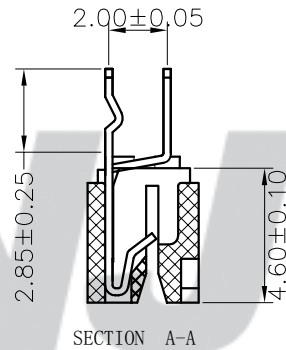
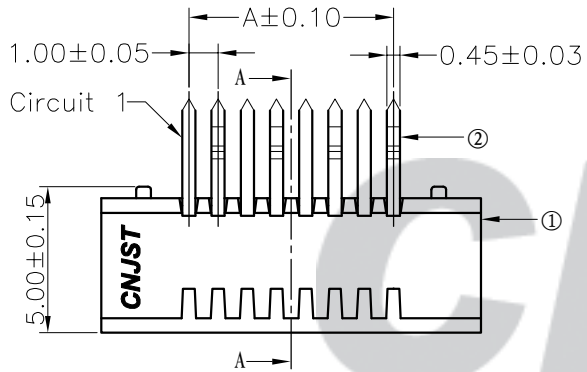


RoHS Compliant

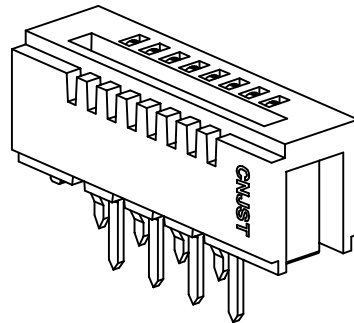
成品图



SUGGESTED PCB LAYOUT
(COMPONENT SIDE)



Accommodated FFC



SPECIFICATION

- 1 Contact resistance: $\leq 30m\Omega$
- 2 Insulation resistance: $\geq 500M\Omega$
- 3 Rated voltage: 50 V AC DC
- 4 Rated current: 0.5 A AC DC
- 5 Withstand Voltage: 500V AC/minute
- 6 Temperature Range: $-25^{\circ}C \sim +85^{\circ}C$

ORDER INFORMATION:

F1006A--B1MA-G**

| | | | |
|-------------------|--|------------|--------------|
| PART No.: | | PACKAGING: | G=TUBE |
| No. OF CIRCUITS: | | PLATING: | A=Tin-plated |
| 04~30 | | | |
| PLASTIC MATERIAL: | | | |
| B1M=PA46 | | | |

| Circuits | Dimensions (mm) | | | Circuits | Dimensions (mm) | | |
|----------|-----------------|-------|-------|----------|-----------------|-------|-------|
| | A | B | C | | A | B | C |
| 04 | 3.00 | 5.10 | 9.00 | 18 | 17.00 | 19.10 | 23.00 |
| 05 | 4.00 | 6.10 | 10.00 | 19 | 18.00 | 20.10 | 24.00 |
| 06 | 5.00 | 7.10 | 11.00 | 20 | 19.00 | 21.10 | 25.00 |
| 07 | 6.00 | 8.10 | 12.00 | 21 | 20.00 | 22.10 | 26.00 |
| 08 | 7.00 | 9.10 | 13.00 | 22 | 21.00 | 23.10 | 27.00 |
| 09 | 8.00 | 10.10 | 14.00 | 23 | 22.00 | 24.10 | 28.00 |
| 10 | 9.00 | 11.10 | 15.00 | 24 | 23.00 | 25.10 | 29.00 |
| 11 | 10.00 | 12.10 | 16.00 | 25 | 24.00 | 26.10 | 30.00 |
| 12 | 11.00 | 13.10 | 17.00 | 26 | 25.00 | 27.10 | 31.00 |
| 13 | 12.00 | 14.10 | 18.00 | 27 | 26.00 | 28.10 | 32.00 |
| 14 | 13.00 | 15.10 | 19.00 | 28 | 27.00 | 29.10 | 33.00 |
| 15 | 14.00 | 16.10 | 20.00 | 29 | 28.00 | 30.10 | 34.00 |
| 16 | 15.00 | 17.10 | 21.00 | 30 | 29.00 | 31.10 | 35.00 |
| 17 | 16.00 | 18.10 | 22.00 | | | | |

| REV. | DATE | DESCRIPTION | APPD. |
|------|------------|-------------|-------|
| B/0 | 2016.05.03 | NEW RELEASE | |

| NO. | DESCRIPTION | QTY | MATERIAL | PLATING/COLOR |
|-----|-------------|------|-----------------|---------------|
| ② | Contacts | 6~30 | Phosphor Bronze | Tin-plated |
| ① | Insulator | 1 | PA46 (UL94V-0) | Nature |

| | | |
|--|--|-------------------------|
| Tolerance X.X ±0.30 X.XX ±0.20 X.XXX ±0.10 Angle ±3.0° | Model Name: 1.00mm PITCH FPC/FPC Connector Model No: F1006A-**-B1MA-G | Drawn: 蔡忠忠 2016.05.03 |
| UNIT: mm | SCALE: FULL REVISION: B/0 | Checked: 林旭芝 |
| | CNJST 浙江捷仕泰电子有限公司 ZHEJIANG JIESHITAI ELECTRONIC CO., LTD | Approved: 刘祚杰 |
| | | DWG NO. CNJST/GCCP-0012 |