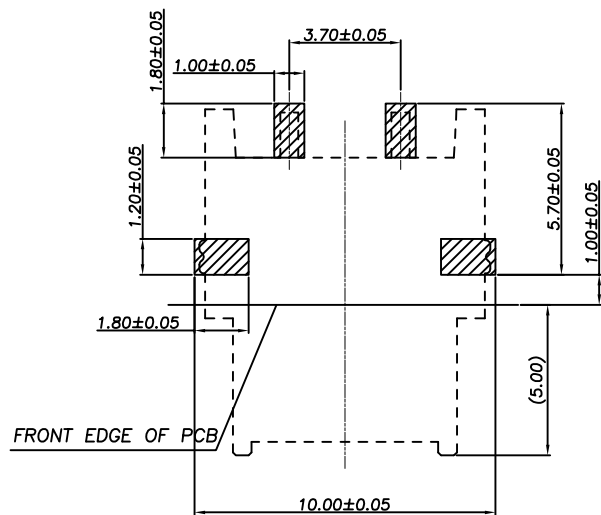
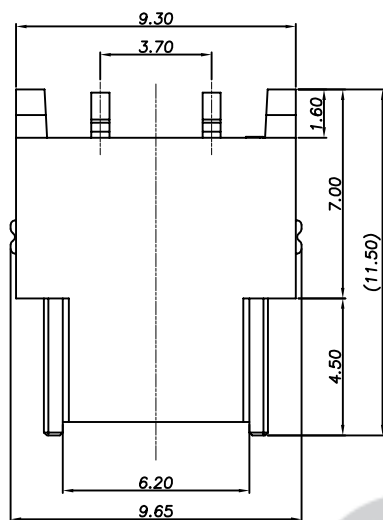
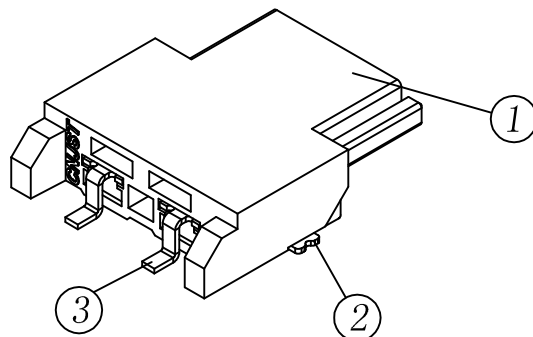
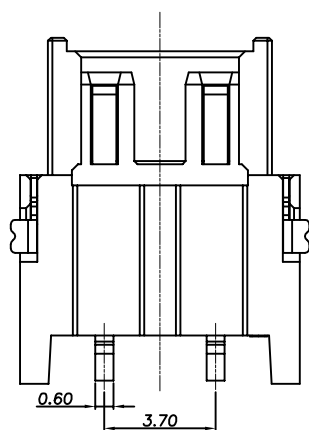
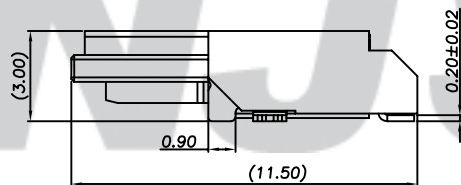
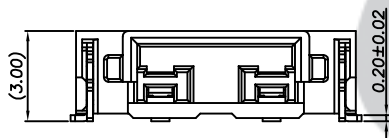


RoHS Compliant

成品图



RECOMMENDED PCB LAYOUT(TOP VIEW)



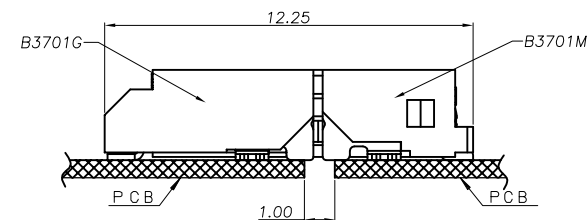
SPECIFICATION

- 1 Contact resistance: $\leq 40m\Omega$
- 2 Insulation resistance: $\geq 1000M\Omega$
- 3 Rated voltage: 500 V AC DC
- 4 Rated current: 2 A AC DC
- 5 Withstand Voltage: 1500V AC/minute
- 6 Temperature Range: $-40^{\circ}C \sim +85^{\circ}C$

ORDER INFORMATION:

B3701G-02-F2MB-R

PART No.:		PACKAGING:	R=Reel
No. OF CIRCUITS:	2P	PLATING:	B=MATTE SN
PLASTIC MATERIAL:	F2M=LCP (NATURE)		



MATING VIEW

专利产品

B/02016.04.12	NEW RELEASE		
REV.	DATE	DESCRIPTION	APPD.
1			

③	CONTACTS	2	Phosphor Bronze	Mattn Sn
②	SOLDER TAB	2	Phosphor Bronze	Mattn Sn
①	HOUSING	1	LCP(UL94V-0)	Nature
NO.	DESCRIPTION	QTY	MATERIAL	PLATING/COLOR

Tolerance	
X.X	± 0.30
X.XX	± 0.20
X.XXX	± 0.10
Angle	$\pm 3.0^{\circ}$

Model Name: 3.70mm pitch BTB MALE SMT TYPE
 Model No: B3701G-02-F2MB-R

SCALE: FULL REVISION: B/0

CNJST 浙江捷仕泰电子有限公司
 ZHEJIANG JIESHITAI ELECTRONIC CO., LTD

UNIT: mm

Drawn: 张育斌 2016.04.13

Checked: 林旭芝

Approved: 刘祚杰

DWG NO. CNJST/GCCP-0355