

RoHS Compliant

成品图

SPECIFICATION

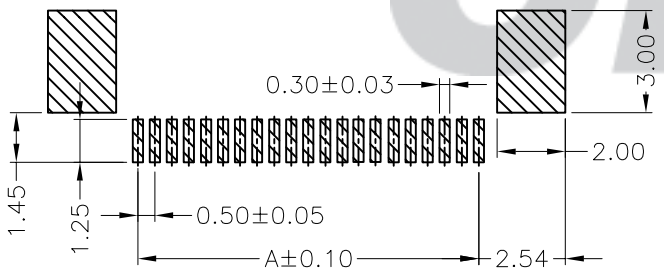
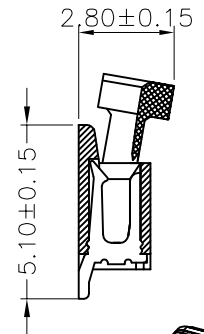
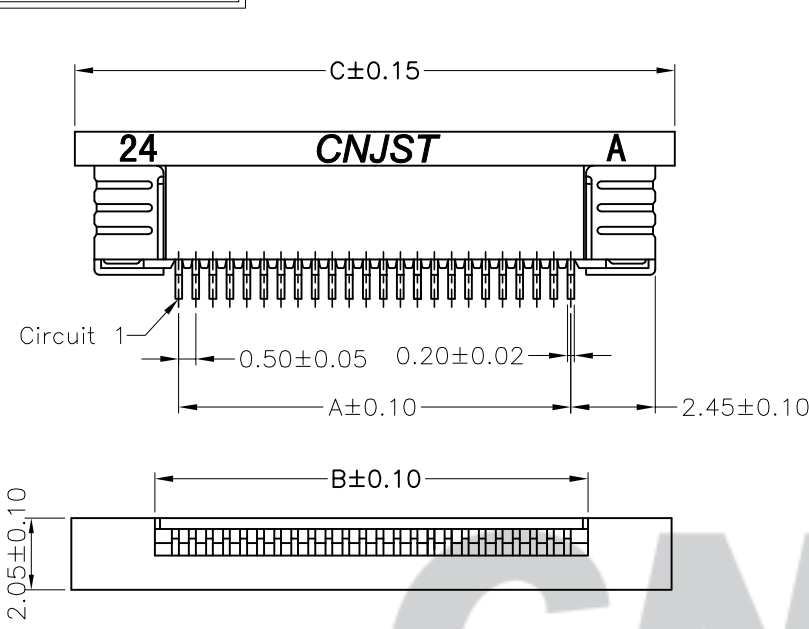
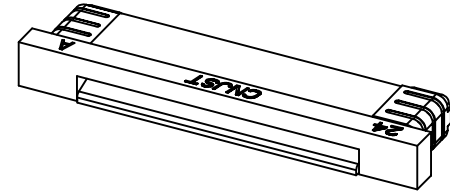
- 1 Contact resistance:  $\leq 40m\Omega$
- 2 Insulation resistance:  $\geq 800M\Omega$
- 3 Rated voltage: 50 V AC DC
- 4 Rated current: 0.5 A AC DC
- 5 Withstand Voltage: 200V AC/minute
- 6 Temperature Range:  $-25^{\circ}C \sim +85^{\circ}C$

ORDER INFORMATION:

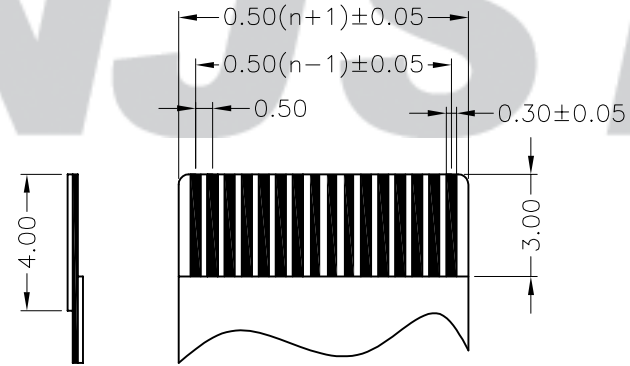
F0501AWRX-\*\*-B2MA-R

Part No. \_\_\_\_\_  
 No. of Circuits: \_\_\_\_\_  
 04~60  
 PLASTIC MATERIAL: \_\_\_\_\_  
 B2M=PA46

PACKAGING:  
 R=Reel  
 PLATING:  
 A=Tin-plated  
 C=GOLD



SUGGESTED PCB LAYOUT  
(COMPONENT SIDE)



Accommodated FFC/FPC

Circuits	Dimensions (mm)			Circuits	Dimensions (mm)		
	A	B	C		A	B	C
04	1.50	2.60	7.60	33	16.00	17.10	22.10
05	2.00	3.10	8.10	34	16.50	17.60	22.60
06	2.50	3.60	8.60	35	17.00	18.10	23.10
07	3.00	4.10	9.10	36	17.50	18.60	23.60
08	3.50	4.60	9.60	37	18.00	19.10	24.10
09	4.00	5.10	10.10	38	18.50	19.60	24.60
10	4.50	5.60	10.60	39	19.00	20.10	25.10
11	5.00	6.10	11.10	40	19.50	20.60	25.60
12	5.50	6.60	11.60	41	20.00	21.10	26.10
13	6.00	7.10	12.10	42	20.50	21.60	26.60
14	6.50	7.60	12.60	43	21.00	22.10	27.10
15	7.00	8.10	13.10	44	21.50	22.60	27.60
16	7.50	8.60	13.60	45	22.00	23.10	28.10
17	8.00	9.10	14.10	46	22.50	23.60	28.60
18	8.50	9.60	14.60	47	23.00	24.10	29.10
19	9.00	10.10	15.10	48	23.50	24.60	29.60
20	9.50	10.60	15.60	49	24.00	25.10	30.10
21	10.00	11.10	16.10	50	24.50	25.60	30.60
22	10.50	11.60	16.60	51	25.00	26.10	31.10
23	11.00	12.10	17.10	52	25.50	26.60	31.60
24	11.50	12.60	17.60	53	26.00	27.10	32.10
25	12.00	13.10	18.10	54	26.50	27.60	32.60
26	12.50	13.60	18.60	55	27.00	28.10	33.10
27	13.00	14.10	19.10	56	27.50	28.60	33.60
28	13.50	14.60	19.60	57	28.00	29.10	34.10
29	14.00	15.10	20.10	58	28.50	29.60	34.60
30	14.50	15.60	20.60	59	29.00	30.10	35.10
31	15.00	16.10	21.10	60	29.50	30.60	35.60
32	15.50	16.60	21.60				

④	Locker	1	PPS (UL94V-0)	Nature (Brown)
③	Solder Tab	2	Phosphor Bronze	Tin-plated
②	Contacts	4~60	Phosphor Bronze	Tin-plated
①	Insulator	1	PA46 (UL94V-0)	Nature
NO.	DESCRIPTION	QTY	MATERIAL	PLATING/COLOR

Tolerance	Model Name: 0.50mm SMT ZIF Upside FFC/FPC Connectors
X.X ±0.30	Model No: F0501AWRX-**-B2MA-R
X.XX ±0.20	
X.XXX ±0.10	
Angle ±3.0°	
UNIT: mm	<b>CNJST</b> 浙江捷仕泰电子有限公司 ZHEJIANG JIESHITAI ELECTRONIC CO., LTD

Drawn: 蔡忠忠 2016.04.22
Checked: 林旭芝
Approved: 刘祚杰
DWG NO. CNJST/GCCP-0002

B/O	2016.04.22	NEW RELEASE	
REV.	DATE	DESCRIPTION	APPD.
1			