

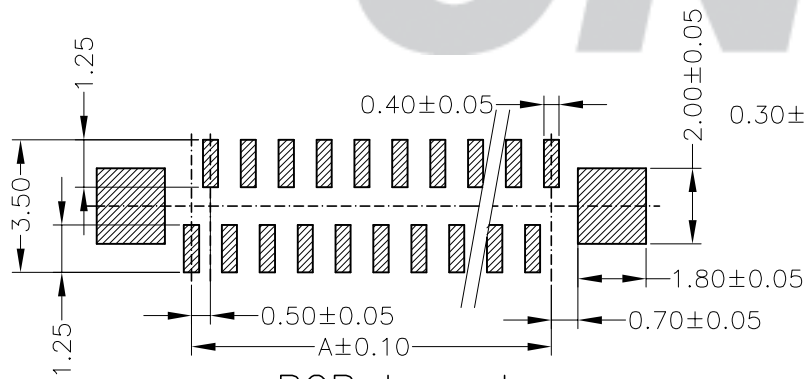
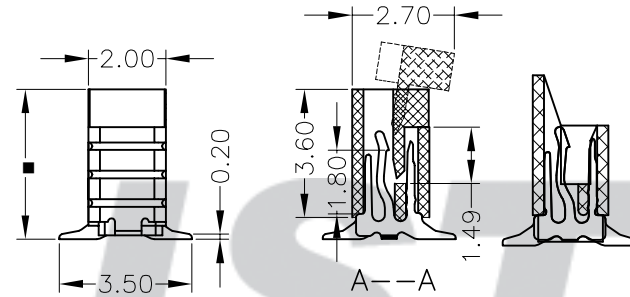
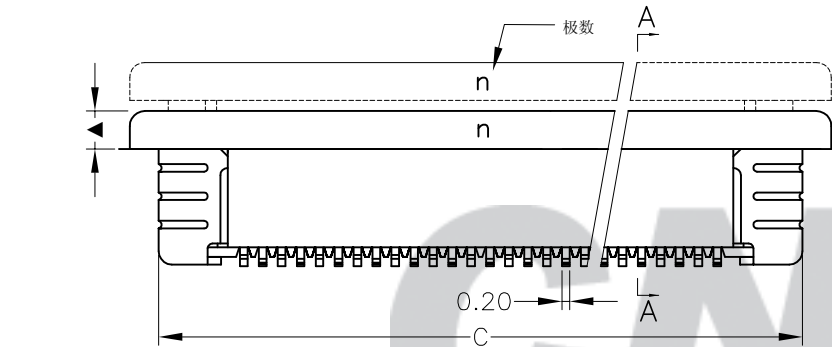
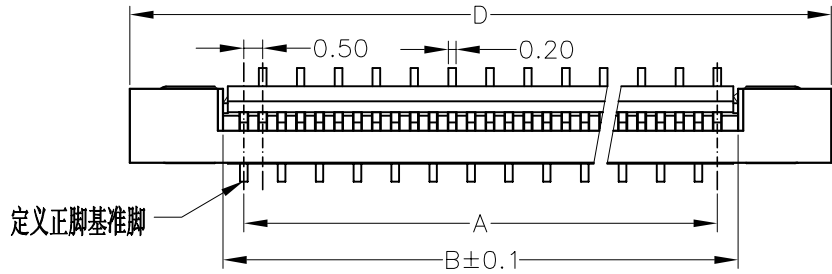
RoHS Compliant

成品图

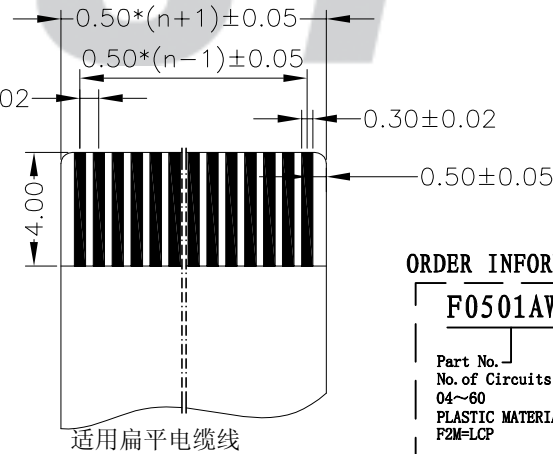
SPECIFICATION

- Contact resistance:  $\leq 20m\Omega$
- Insulation resistance:  $\geq 500M\Omega$
- Rated voltage: 50 V AC DC
- Rated current: 0.4 A AC DC
- Withstand Voltage: 200V AC/minute
- Temperature Range:  $-25^{\circ}C \sim +85^{\circ}C$

孔位	A	B	C	D
4	1.50	2.60	6.35	7.65
5	2.00	3.10	6.85	8.15
6	2.50	3.60	7.35	8.65
7	3.00	4.10	7.85	9.15
8	3.50	4.60	8.35	9.65
9	4.00	5.10	8.85	10.15
10	4.50	5.60	9.35	10.65
11	5.00	6.10	9.85	11.15
12	5.50	6.60	10.35	11.65
13	6.00	7.10	10.85	12.15
14	6.50	7.60	11.35	12.65
15	7.00	8.10	11.85	13.15
16	7.50	8.60	12.35	13.65
17	8.00	9.10	12.85	14.15
18	8.50	9.60	13.35	14.65
19	9.00	10.10	13.85	15.15
20	9.50	10.60	14.35	15.65
21	10.00	11.10	14.85	16.15
22	10.50	11.60	15.35	16.65
23	11.00	12.10	15.85	17.15
24	11.50	12.60	16.35	17.65
25	12.00	13.10	16.85	18.15
26	12.50	13.60	17.35	18.65
27	13.00	14.10	17.85	19.15
28	13.50	14.60	18.35	19.65
29	14.00	15.10	18.85	20.15
30	14.50	15.60	19.35	20.65
31	15.00	16.10	19.85	21.15
32	15.50	16.60	20.35	21.65
33	16.00	17.10	20.85	22.15
34	16.50	17.60	21.35	22.65
35	17.00	18.10	21.85	23.15
36	17.50	18.60	22.35	23.65
37	18.00	19.10	22.85	24.15
38	18.50	19.60	23.35	24.65
39	19.00	20.10	23.85	25.15
40	19.50	20.60	24.35	25.65
41	20.00	21.10	24.85	26.15
42	20.50	21.60	25.35	26.65
43	21.00	22.10	25.85	27.15
44	21.50	22.60	26.35	27.65
45	22.00	23.10	26.85	28.15
46	22.50	23.60	27.35	28.65
47	23.00	24.10	27.85	29.15
48	23.50	24.60	28.35	29.65
49	24.00	25.10	28.85	30.15
50	24.50	25.60	29.35	30.65
51	25.00	26.10	29.85	31.15
52	25.50	26.60	30.35	31.65
53	26.00	27.10	30.85	32.15
54	26.50	27.60	31.35	32.65
55	27.00	28.10	31.85	33.15
56	27.50	28.60	32.35	33.65
57	28.00	29.10	32.85	34.15
58	28.50	29.60	33.35	34.65
59	29.00	30.10	33.85	35.15
60	29.50	30.60	34.35	35.65



PCB Layout



ORDER INFORMATION:

F0501AWV-\*\*-F2MA-R-M

Part No.		SPECIAL CODE:
No. of Circuits:	04~60	M=Mylar
PLASTIC MATERIAL:	F2M=LCP	PACKAGING:
		R=Reel
		PLATING:
		A=Tin-plated
		C=GOLD

B/0	2016.04.22	NEW RELEASE	
REV.	DATE	DESCRIPTION	APPD.
1			

NO.	DESCRIPTION	QTY	MATERIAL	PLATING/COLOR
⑤	Locker	1	LCP (UL94V-0)	Nature
④	Solder Tab	2	Phosphor Bronze	Tin-plated
③	Contacts 2	2~30	Phosphor Bronze	Tin-plated
②	Contacts 1	2~30	Phosphor Bronze	Tin-plated
①	Insulator	1	LCP (UL94V-0)	Nature

Tolerance	X.X ±0.30
	X.XX ±0.20
	X.XXX ±0.10
Angle	±3.0°
UNIT:	mm

Model Name:	0.50mm SMT ZIF Upside FFC/FPC Connectors
Model No:	F0501AWV-**-F2MA-R-M
SCALE:	FULL
REVISION:	B/0
<b>CNJST</b> 浙江捷仕泰电子有限公司 ZHEJIANG JIESHITAI ELECTRONIC CO., LTD	

Drawn:	蔡忠忠 2016.04.22
Checked:	林旭芝
Approved:	刘祚杰
DWG NO.	CNJST/GCCP-0003