

RoHS Compliant

成品图

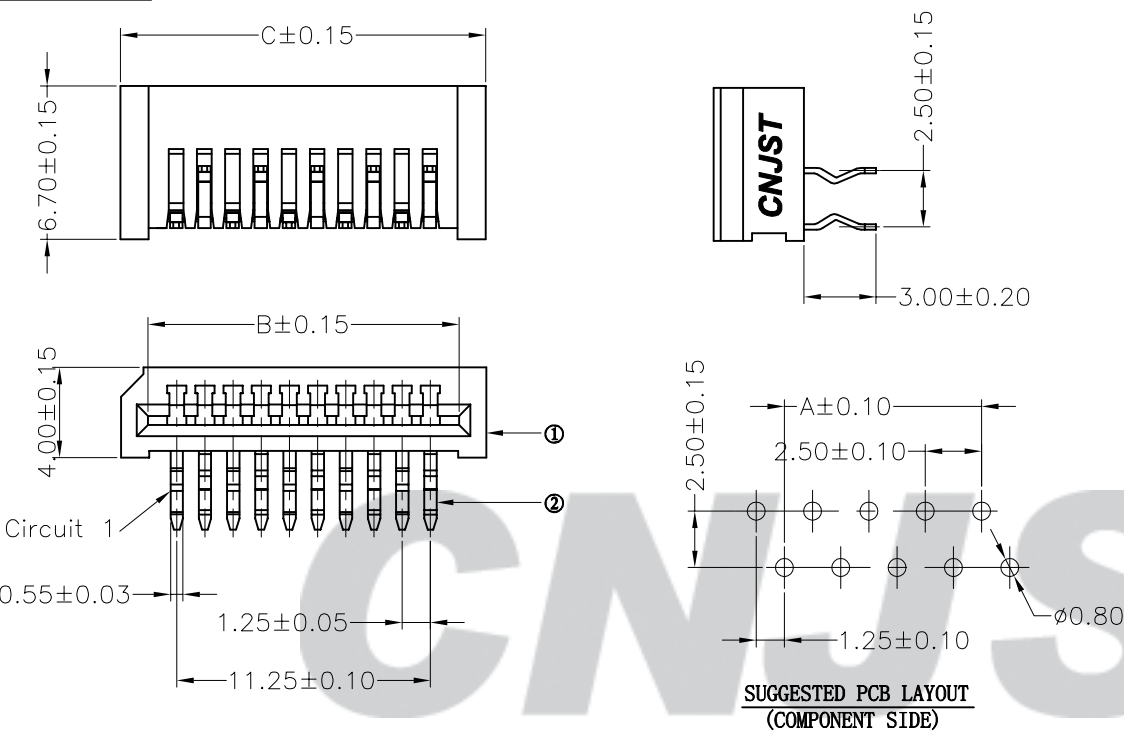
SPECIFICATION

- 1 Contact resistance: $\leq 20m\Omega$
- 2 Insulation resistance: $\geq 500M\Omega$
- 3 Rated voltage: 200 V AC DC
- 4 Rated current: 1.0 A AC DC
- 5 Withstand Voltage: 500V AC/minute
- 6 Temperature Range: $-25^{\circ}C \sim +85^{\circ}C$

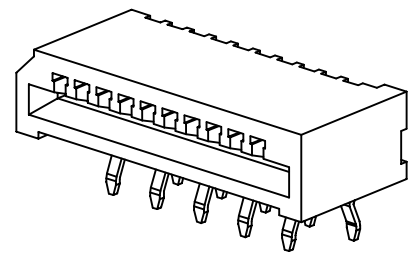
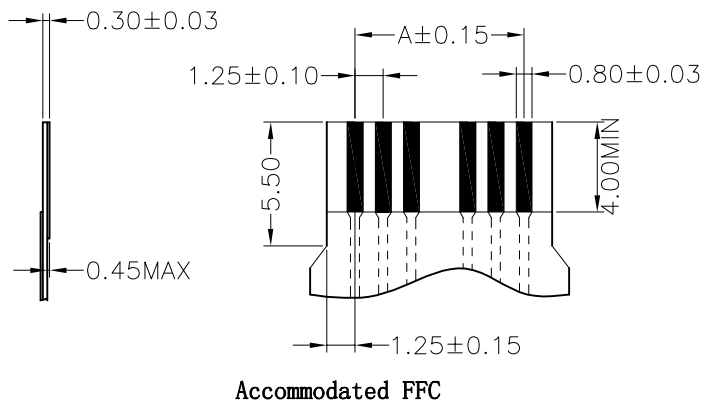
ORDER INFORMATION:

F1254AW--E2KA-G**

Part No.:		PACKAGING: G=TUBE
No. of Circuits:		PLATING: A=Tin-plated
03~30		
PLASTIC MATERIAL:		
E2K=PBT (BLACK)		



Circuits	Dimensions (mm)			Circuits	Dimensions (mm)		
	A	B	C		A	B	C
03	2.50	5.05	7.45	17	20.00	22.55	24.95
04	3.75	6.30	8.70	18	21.25	23.80	26.20
05	5.00	7.55	9.95	19	22.50	25.05	27.45
06	6.25	8.80	11.20	20	23.75	26.30	28.70
07	7.50	10.05	12.45	21	25.00	27.55	29.95
08	8.75	11.30	13.70	22	26.25	28.80	31.20
09	10.00	12.55	14.95	23	27.50	30.05	32.45
10	11.25	13.80	16.20	24	28.75	31.30	33.70
11	12.50	15.05	17.45	25	30.00	32.55	34.95
12	13.75	16.30	18.70	26	31.25	33.80	36.20
13	15.00	17.55	19.95	27	32.50	35.05	37.45
14	11.25	18.80	21.20	28	33.75	36.30	38.70
15	17.50	20.05	22.45	29	35.00	37.55	39.95
16	18.75	21.30	23.70	30	36.25	38.80	41.20



Tolerance X.X ±0.30 X.XX ±0.20 X.XXX ±0.10 Angle ±3.0°	Model Name: 1.25mm PITCH 90° DIP LIF FFC/FPC Model No: F1254AW-**-E2KA-G	SCALE: FULL	REVISION: B/0	Drawn: 蔡忠忠 2016.05.03
				Checked: 林旭芝
				Approved: 刘祚杰
				DWG NO. CNJST/GCCP-0014

REV.	DATE	DESCRIPTION	APPD.	NO.	DESCRIPTION	QTY	MATERIAL	PLATING/COLOR
B/0	2016.05.03	NEW RELEASE		②	Contacts	3~30	Phosphor Bronze	Tin-plated
				①	Insulator	1	PBT (UL94V-0)	Black

UNIT: mm

CNJST 浙江捷仕泰电子有限公司
ZHEJIANG JIESHITAI ELECTRONIC CO., LTD