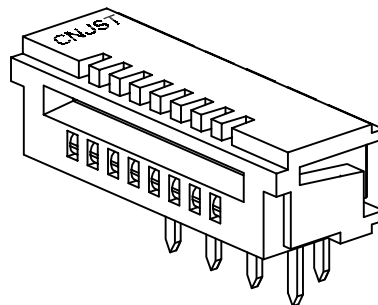
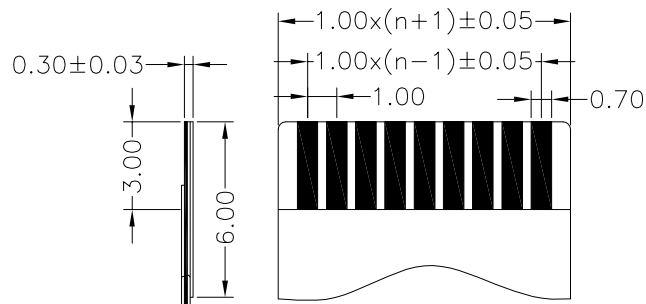
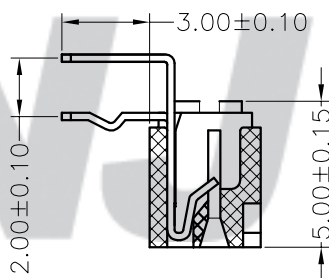
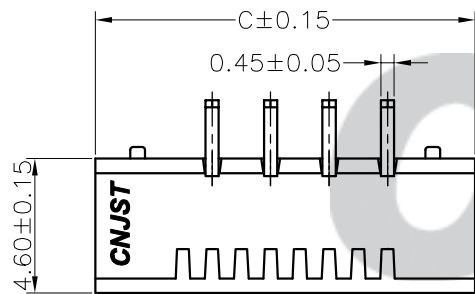
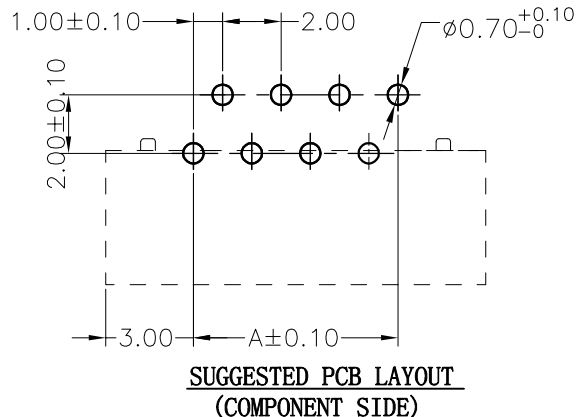
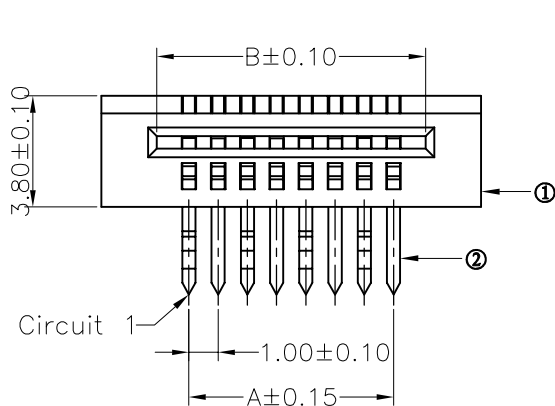


RoHS Compliant

成品图

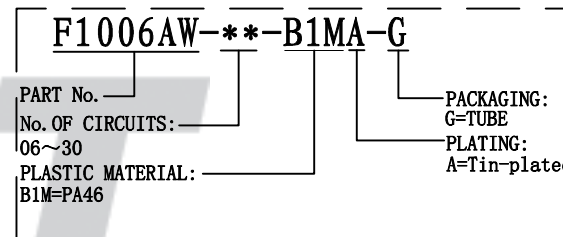


Accommodated FFC

SPECIFICATION

- 1 Contact resistance: $\leq 30m\Omega$
- 2 Insulation resistance: $\geq 500M\Omega$
- 3 Rated voltage: 50 V AC DC
- 4 Rated current: 0.5 A AC DC
- 5 Withstand Voltage: 500V AC/minute
- 6 Temperature Range: $-25^{\circ}C \sim +85^{\circ}C$

ORDER INFORMATION:



Circuits	Dimensions(mm)			Circuits	Dimensions(mm)		
	A	B	C		A	B	C
06	5.00	7.10	11.00	19	18.00	20.10	24.00
07	6.00	8.10	12.00	20	19.00	21.10	25.00
08	7.00	9.10	13.00	21	20.00	22.10	26.00
09	8.00	10.10	14.00	22	21.00	23.10	27.00
10	9.00	11.10	15.00	23	22.00	24.10	28.00
11	10.00	12.10	16.00	24	23.00	25.10	29.00
12	11.00	13.10	17.00	25	24.00	26.10	30.00
13	12.00	14.10	18.00	26	25.00	27.10	31.00
14	13.00	15.10	19.00	27	26.00	28.10	32.00
15	14.00	16.10	20.00	28	27.00	29.10	33.00
16	15.00	17.10	21.00	29	28.00	30.10	34.00
17	16.00	18.10	22.00	30	29.00	31.10	35.00
18	17.00	19.10	23.00				

B/0	2016.05.03	NEW RELEASE	
REV.	DATE	DESCRIPTION	APPD.

②	Contacts	6~30	Phosphor Bronze	Tin-plated
①	Insulator	1	PA46 (UL94V-0)	Nature
NO.	DESCRIPTION	QTY	MATERIAL	PLATING/COLOR

Tolerance X.X ±0.30 X.XX ±0.20 X.XXX ±0.10 Angle ±3.0°	Model Name: 1.00mm PITCH FPC Connector Model No: F1006AW-**-B1MA-G	SCALE: FULL REVISION: B/0
UNIT: mm	CNJST 浙江捷仕泰电子有限公司 ZHEJIANG JIESHITAI ELECTRONIC CO., LTD	

Drawn: 蔡忠忠 2016.05.03
Checked: 林旭芝
Approved: 刘祚杰
DWG NO. CNJST/GCCP-0011