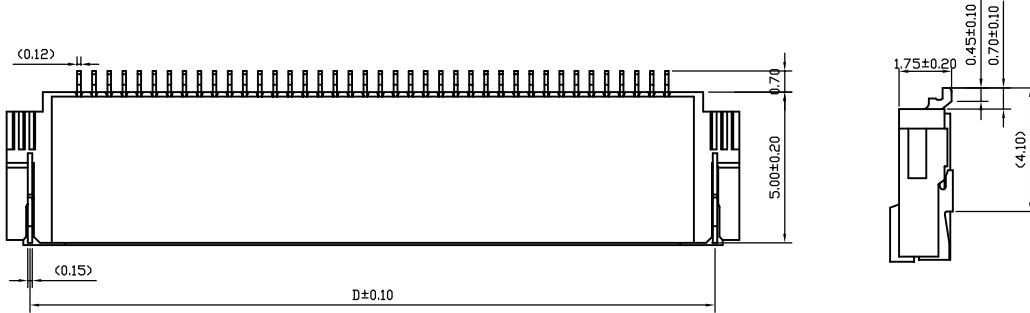


RoHS Compliant

成品图



SPECIFICATION

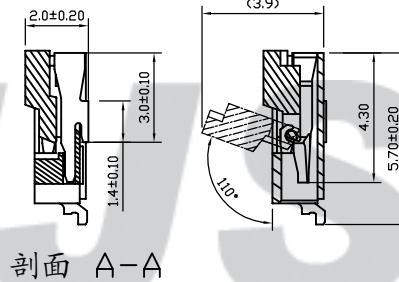
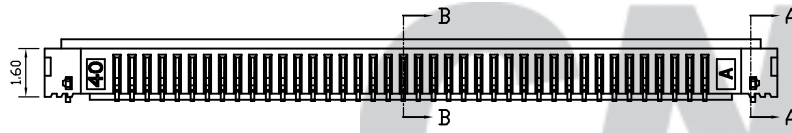
- 1 Contact resistance: $\leq 50m\Omega$
- 2 Insulation resistance: $\geq 500M\Omega$
- 3 Rated voltage: 100 V AC DC
- 4 Rated current: 1 A AC DC
- 5 Withstand Voltage: 150V AC/minute
- 6 Temperature Range: $-25^{\circ}C \sim +85^{\circ}C$

ORDER INFORMATION:

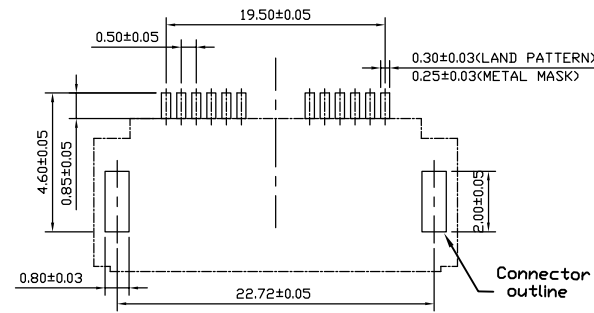
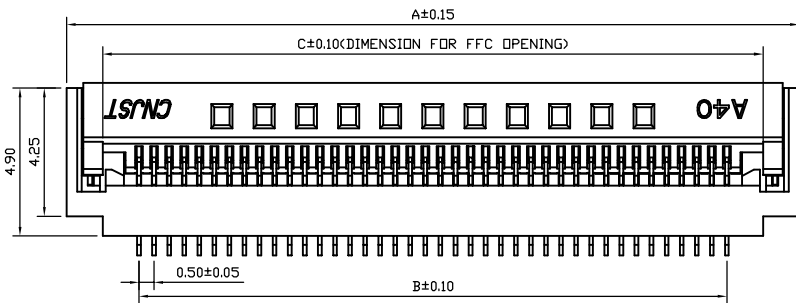
F0510AWR-40-F2KC-R

Part No.
No. of Circuits:
40
PLASTIC MATERIAL:
F2=LCP (Locker:PPS)

PACKAGING:
R=Reel
PLATING:
A=Tin
B=Matte Sn
C=Gold-plated



剖面 A-A



SUGGESTED PCB LAYOUT
(COMPONENT SIDE)

Circuits	Dimensions			
	A	B	C	D
04	6.3	1.50	2.57	4.7
06	7.3	2.50	3.57	5.7
08	8.3	3.50	4.57	6.7
10	9.3	4.50	6.57	7.7
12	10.3	5.50	8.07	8.7
15	11.8	7.0	8.57	10.2
16	12.3	7.5	10.57	10.7
20	14.3	9.5	11.57	12.7
22	15.3	10.5	11.50	13.7
24	16.3	11.5	12.57	14.7
25	16.8	12.0	13.57	15.2
26	17.3	12.5	14.57	15.7
28	18.3	13.5	15.57	16.7
30	19.3	14.5	16.57	17.7
32	20.3	15.5	17.50	18.7
40	24.3	19.5	20.57	22.7
45	26.8	22.0	23.07	25.2
50	29.3	24.5	25.57	27.7
60	34.3	29.5	30.57	32.7

Unit: mm

专利产品

REV.	DATE	DESCRIPTION	APPD.	NO.	DESCRIPTION	QTY	MATERIAL	PLATING/COLOR
B/0	2016.04.12	NEW RELEASE		④	Locker	1	LCP (UL94-0)	Nature (Black)
				③	Solder Tab	2	Brass	Matte Sn (Sn:2~3μm/Ni:2~3μm)
				②	Contacts	05~20	Phosphor Bronze	Gold-plated (1U')
				①	Insulator	1	LCP (UL94V-0)	Nature (Black)

Tolerance	Model Name: 0.50mm pitch SMT FFC/FPC CONNECTORS		SCALE: FULL	REVISION: B/0
X.X ±0.30	Model No: F0510AWR-40-F2KC-R			
X.XX ±0.20				
X.XXX ±0.10				
Angle ±3.0°				
UNIT: mm	CNJST 浙江捷仕泰电子有限公司 ZHEJIANG JIESHITAI ELECTRONIC CO., LTD			

Drawn: 张育斌 2016.04.13
Checked: 林旭芝
Approved: 刘祚杰
DWG NO. CNJST/GCCP-0358