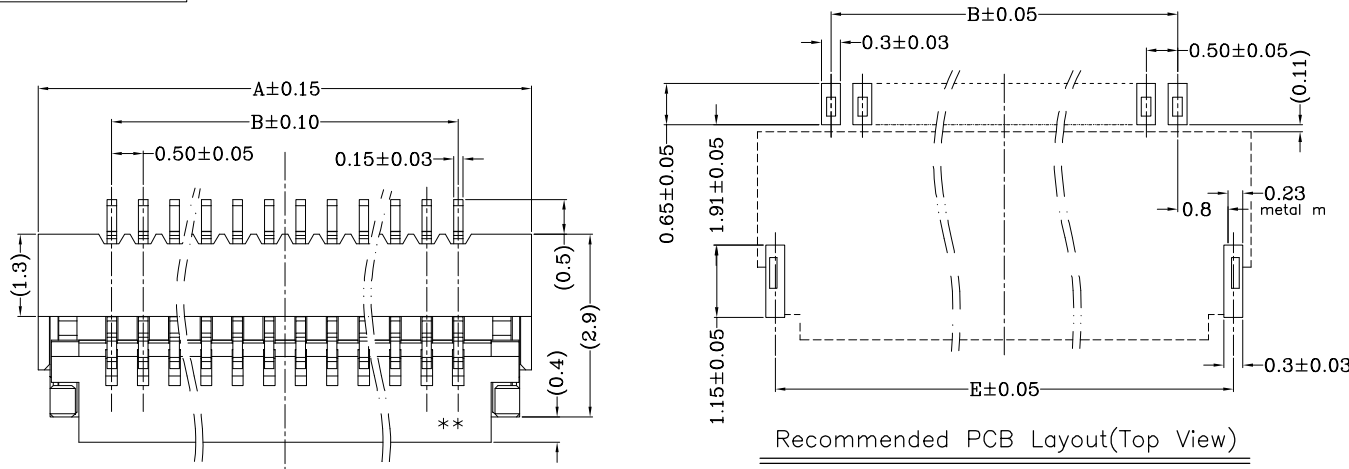
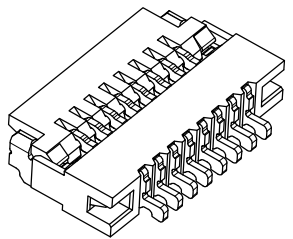
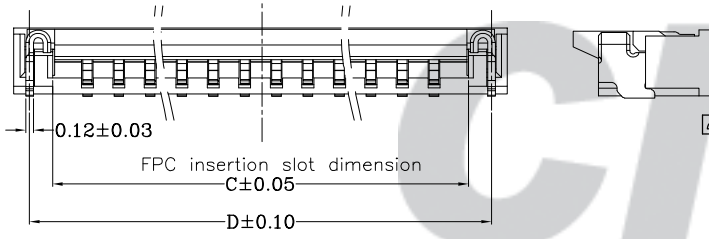


RoHS Compliant

成品图



Recommended PCB Layout(Top View)  
Recommended metal mask pattern(thickness 0.1mm)



SPECIFICATION

- Contact resistance:  $\leq 100m\ \Omega$
- Insulation resistance:  $\geq 50M\ \Omega$
- Rated voltage: 50 V AC DC
- Rated current: 0.5 A AC DC
- Withstand Voltage: 500V AC/minute
- Temperature Range:  $-55^{\circ}C \sim +85^{\circ}C$

ORDER INFORMATION:

**F0511AWR-\*\*-F2MC-R**

Part No. \_\_\_\_\_  
 No. of Circuits: \_\_\_\_\_  
 04~50  
 PLASTIC MATERIAL: \_\_\_\_\_  
 F2=LCP (Locker:PPS)

PACKAGING:  
 R=Reel  
 PLATING:  
 A=Tin  
 B=Matte Sn  
 C=Gold-plated

Circuits	Dimensions (mm)					Circuits	Dimensions (mm)				
	A	B	C	D	E		A	B	C	D	E
04	3.83	1.50	2.60	3.33	3.27	28	15.83	13.50	14.60	15.33	15.27
05	4.33	2.00	3.10	3.83	3.77	29	16.33	14.00	15.10	15.83	15.77
06	4.83	2.50	3.60	4.33	4.27	30	16.83	14.50	15.60	16.33	16.27
07	5.33	3.00	4.10	4.83	4.77	31	17.33	15.00	16.10	16.83	16.77
08	5.83	3.50	4.60	5.33	5.27	32	17.83	15.50	16.60	17.33	17.27
09	6.33	4.00	5.10	5.83	5.77	33	18.33	16.00	17.10	17.83	17.77
10	6.83	4.50	5.60	6.33	6.27	34	18.83	16.50	17.60	18.33	18.27
11	7.33	5.00	6.10	6.83	6.77	35	19.33	17.00	18.10	18.83	18.77
12	7.83	5.50	6.60	7.33	7.27	36	19.83	17.50	18.60	19.33	19.27
13	8.33	6.00	7.10	7.83	7.77	37	20.33	18.00	19.10	19.83	19.77
14	8.83	6.50	7.60	8.33	8.27	38	20.83	18.50	19.60	20.33	20.27
15	9.33	7.00	8.10	8.83	8.77	39	21.33	19.00	20.10	20.83	20.77
16	9.83	7.50	8.60	9.33	9.27	40	21.83	19.50	20.60	21.33	21.27
17	10.33	8.00	9.10	9.83	9.77	41	22.33	20.00	21.10	21.83	21.77
18	10.83	8.50	9.60	10.33	10.27	42	22.83	20.50	21.60	22.33	22.27
19	11.33	9.00	10.10	10.83	10.77	43	23.33	21.00	22.10	22.83	22.77
20	11.83	9.50	10.60	11.33	11.27	44	23.83	21.50	22.60	23.33	23.27
21	12.33	10.00	11.10	11.83	11.77	45	24.33	22.00	23.10	23.83	23.77
22	12.83	10.50	11.60	12.33	12.27	46	24.83	22.50	23.60	24.33	24.27
23	13.33	11.00	12.10	12.83	12.77	47	25.33	23.00	24.10	24.83	24.77
24	13.83	11.50	12.60	13.33	13.27	48	25.83	23.50	24.60	25.33	25.27
25	14.33	12.00	13.10	13.83	13.77	49	26.33	24.00	25.10	25.83	25.77
26	14.83	12.50	13.60	14.33	14.27	50	26.83	24.50	25.60	26.33	26.27
27	15.33	13.00	14.10	14.83	14.77						

④	Locker	1	LCP (UL94V-0)	Black
③	Solder Tab	2	Phosphor Bronze	Mattn Sn
②	Contacts	04~50	Phosphor Bronze	Gold-plated
①	Insulator	1	LCP (UL94V-0)	Nature (Beige)
NO.	DESCRIPTION	QTY	MATERIAL	PLATING/COLOR

Tolerance  
 X.X  $\pm 0.30$   
 X.XX  $\pm 0.20$   
 X.XXX  $\pm 0.10$   
 Angle  $\pm 3.0^{\circ}$

Model Name: 0.50mm pitch SMT LIF FFC/FPC CONNECTORS  
 Model No: F0511AWR-\*\*-F2MC-R

SCALE: FULL REVISION: B/0

UNIT: mm

**CNJST** 浙江捷仕泰电子有限公司  
 ZHEJIANG JIESHITAI ELECTRONIC CO., LTD

Drawn: 张育斌 2016.05.19  
 Checked: 林旭芝  
 Approved: 刘祚杰  
 DWG NO. CNJST/GCCP-0365

B/0	2016.04.12	NEW RELEASE	
REV.	DATE	DESCRIPTION	APPD.