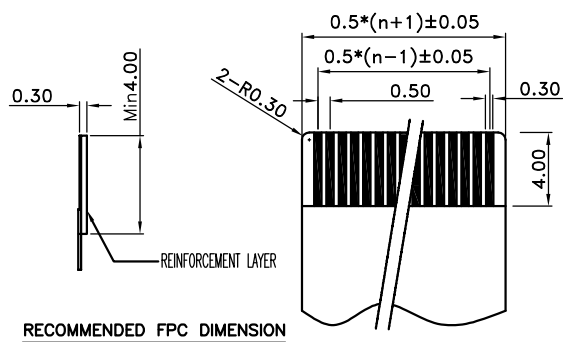
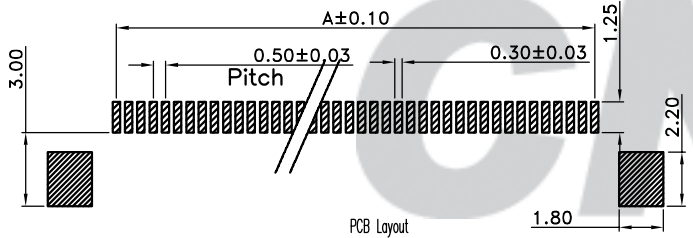
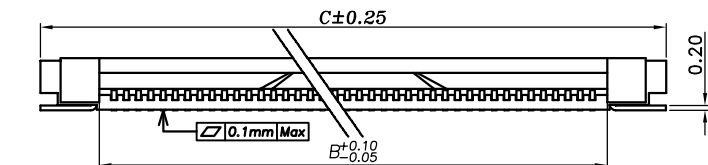
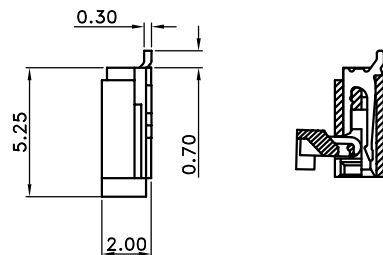
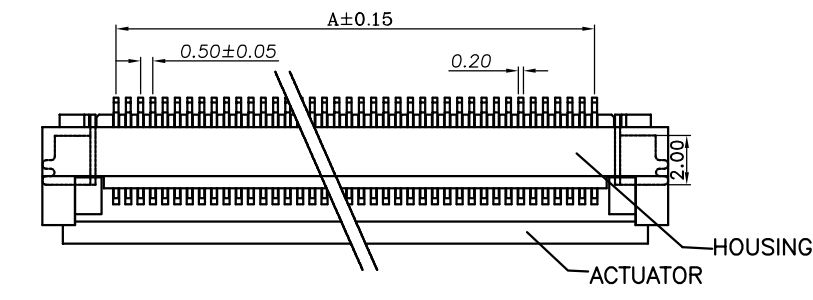


RoHS Compliant

成品图



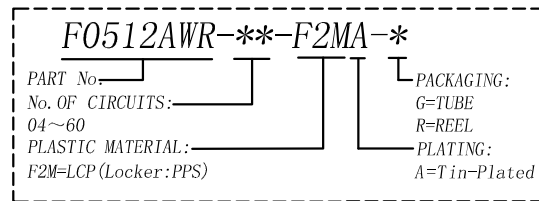
RECOMMENDED FPC DIMENSION

Contacts	Dimensions		
	A	B	C
4	1.50	2.70	7.40
5	2.00	3.20	7.90
6	2.50	3.70	8.40
7	3.00	4.20	8.90
8	3.50	4.70	9.40
9	4.00	5.20	9.90
10	4.50	5.70	10.40
11	5.00	6.20	10.90
12	5.50	6.70	11.40
13	6.00	7.20	11.90
14	6.50	7.70	12.40
15	7.00	8.20	12.90
16	7.50	8.70	13.40
17	8.00	9.20	13.90
18	8.50	9.70	14.40
19	9.00	10.20	14.90
20	9.50	10.70	15.40
21	10.00	11.20	15.90
22	10.50	11.70	16.40
23	11.00	12.20	16.90
24	11.50	12.70	17.40
25	12.00	13.20	17.90
26	12.50	13.70	18.40
27	13.00	14.20	18.90
28	13.50	14.70	19.40
29	14.00	15.20	19.90
30	14.50	15.70	20.40
31	15.00	16.20	20.90
32	15.50	16.70	21.40
33	16.00	17.20	21.90
34	16.50	17.70	22.40
35	17.00	18.20	22.90
36	17.50	18.70	23.40
37	18.00	19.20	23.90
38	18.50	19.70	24.40
39	19.00	20.20	24.90
40	19.50	20.70	25.40
41	20.00	21.20	25.90
42	20.50	21.70	26.40
43	21.00	22.20	26.90
44	21.50	22.70	27.40
45	22.00	23.20	27.90
46	22.50	23.70	28.40
47	23.00	24.20	28.90
48	23.50	24.70	29.40
49	24.00	25.20	29.90
50	24.50	25.70	30.40
51	25.00	26.20	30.90
52	25.50	26.70	31.40
53	26.00	27.20	31.90
54	26.50	27.70	32.40
55	27.00	28.20	32.90
56	27.50	28.70	33.40
57	28.00	29.20	33.90
58	28.50	29.70	34.40
59	29.00	30.20	34.90
60	29.50	30.70	35.40

SPECIFICATION

- 1 Contact resistance: $\leq 20m\Omega$
- 2 Insulation resistance: $\geq 1000M\Omega$
- 3 Rated voltage: 50 V AC DC
- 4 Rated current: 0.3 A AC DC
- 5 Withstand Voltage: 1700V AC/minute
- 6 Temperature Range: $-55^{\circ}C \sim +105^{\circ}C$

ORDER INFORMATION:



REV.	DATE	DESCRIPTION	APPD.
B/0	2016.04.12	NEW RELEASE	

NO.	DESCRIPTION	QTY	MATERIAL	PLATING/COLOR
④	Locker	1	LCP(UL94V-0)	Nature
③	Solder Tab	2	Phosphor Bronze	Tin-plated
②	Contacts	04~60	Phosphor Bronze	Tin-plated
①	Insulator	1	LCP(UL94V-0)	Nature

Tolerance X.X ±0.30 X.XX ±0.20 X.XXX ±0.10 Angle ±3.0°	Model Name: 0.50mm pitch SMT FFC/FPC Connectors Model No: F0512AWR-**-F2MA-*
UNIT: mm	SCALE: FULL REVISION: B/0 CNJST 浙江捷仕泰电子有限公司 ZHEJIANG JIESHITAI ELECTRONIC CO., LTD

Drawn: 张育斌 2016.05.19
 Checked: 林旭芝
 Approved: 刘祚杰
 DWG NO. CNJST/GCCP-0380