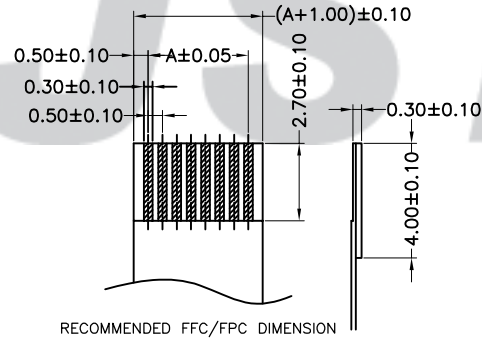
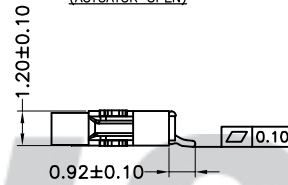
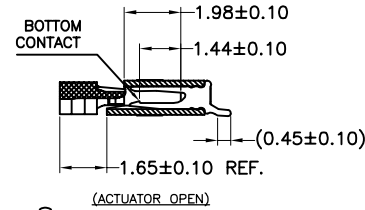
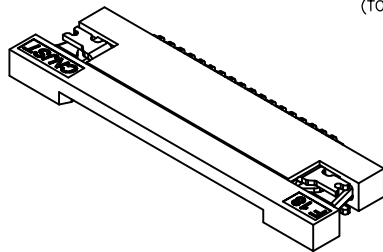
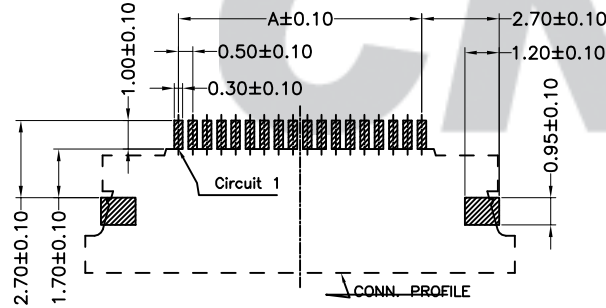
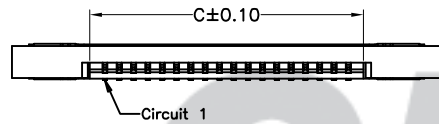
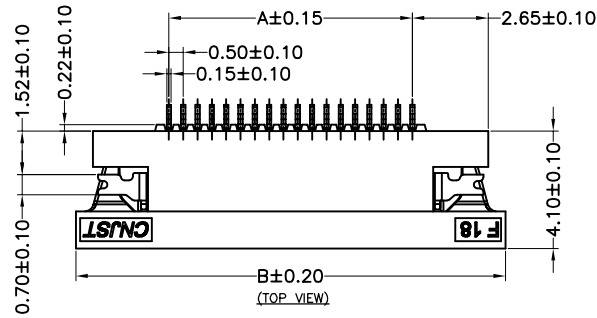


RoHS Compliant

成品图



SPECIFICATION

- 1 Contact resistance:  $\leq 20m\Omega$
- 2 Insulation resistance:  $\geq 100M\Omega$
- 3 Rated voltage: 50 V AC DC
- 4 Rated current: 0.5 A AC DC
- 5 Withstand Voltage: 250V AC/minute
- 6 Temperature Range:  $-25^{\circ}C \sim +85^{\circ}C$

ORDER INFORMATION:

**F0507AWRX-\*\*-F2MA-G**

PART No. \_\_\_\_\_ PACKAGING: \_\_\_\_\_  
 No. OF CIRCUITS: \_\_\_\_\_ G=TUBE  
 04~60 \_\_\_\_\_ R=REEL  
 PLASTIC MATERIAL: \_\_\_\_\_ PLATING: \_\_\_\_\_  
 F2M=LCP \_\_\_\_\_ A=Tin-Plated

Circuits	Dimensions			Circuits	Dimensions		
	A	B	C		A	B	C
04	1.50	2.55	8.00	33	16.00	17.05	22.50
05	2.00	3.05	8.50	34	16.50	17.55	23.00
06	2.50	3.55	9.00	35	17.00	18.05	23.50
07	3.00	4.05	9.50	36	17.50	18.55	24.00
08	3.50	4.55	10.00	37	18.00	19.05	24.50
09	4.00	5.05	10.50	38	18.50	19.55	25.00
10	4.50	5.55	11.00	39	19.00	20.05	25.50
11	5.00	6.05	11.50	40	19.50	20.55	26.00
12	5.50	6.55	12.00	41	20.00	21.05	26.50
13	6.00	7.05	12.50	42	20.50	21.55	27.00
14	6.50	7.55	13.00	43	21.00	22.05	27.50
15	7.00	8.05	13.50	44	21.50	22.55	28.00
16	7.50	8.55	14.00	45	22.00	23.05	28.50
17	8.00	9.05	14.50	46	22.50	23.55	29.00
18	8.50	9.55	15.00	47	23.00	24.05	29.50
19	9.00	10.05	15.50	48	23.50	24.55	30.00
20	9.50	10.55	16.00	49	24.00	25.05	30.50
21	10.00	11.05	16.50	50	24.50	25.55	31.00
22	10.50	11.55	17.00	51	25.00	26.05	31.50
23	11.00	12.05	17.50	52	25.50	26.55	32.00
24	11.50	12.55	18.00	53	26.00	27.05	32.50
25	12.00	13.05	18.50	54	26.50	27.55	33.00
26	12.50	13.55	19.00	55	27.00	28.05	33.50
27	13.00	14.05	19.50	56	27.50	28.55	34.00
28	13.50	14.55	20.00	57	28.00	29.05	34.50
29	14.00	15.05	20.50	58	28.50	29.55	35.00
30	14.50	15.55	21.00	59	29.00	30.05	35.50
31	15.00	16.05	21.50	60	29.50	30.55	36.00
32	15.50	16.55	22.00				

B/O	2016.04.12	NEW RELEASE	
REV.	DATE	DESCRIPTION	APPD.
1			

④	Locker	1	LCP (UL94V-0)	Nature (Black)
③	Solder Tabs	2	Phosphor Bronze	Tin-plated
②	Material	04~60	Phosphor Bronze	Tin-plated
①	Insulator	1	LCP (UL94V-0)	Nature (Beige)
NO.	DESCRIPTION	QTY	MATERIAL	PLATING/COLOR

Tolerance  
 X.X ±0.30  
 X.XX ±0.20  
 X.XXX ±0.10  
 Angle ±3.0°

Model Name: 0.50mm Pitch SMT ZIP Downside/FPC Connectors  
 Model No: F0507AWRX-\*\*-F2MA-G

UNIT: mm

**CNJST** 浙江捷仕泰电子有限公司  
 ZHEJIANG JIESHITAI ELECTRONIC CO., LTD

Drawn: 张育斌 2016.05.24

Checked: 林旭芝

Approved: 刘祚杰

DWG NO. CNJST/GCCP-0290