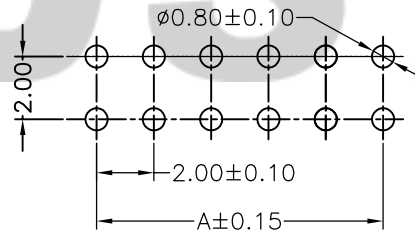
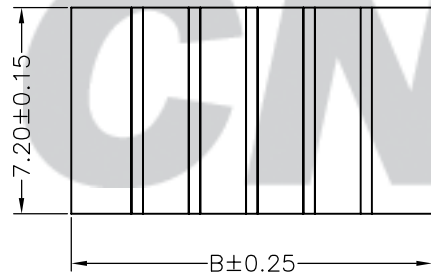
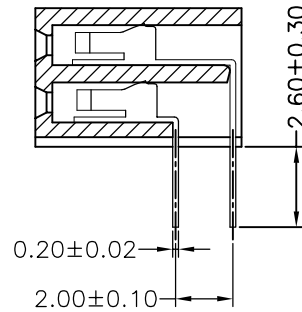
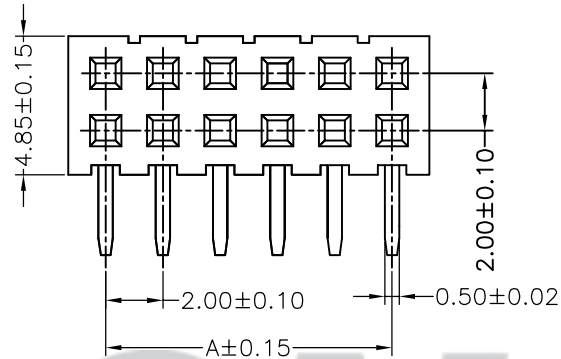
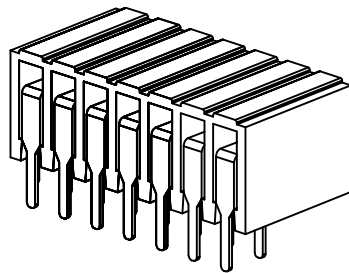


RoHS Compliant

成品图



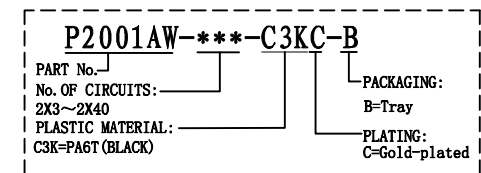
SUGGESTED PCB LAYOUT
(COMPONENT SIDE)



SPECIFICATION

- 1 Contact resistance: $\leq 20m\Omega$
- 2 Insulation resistance: $\geq 1000M\Omega$
- 3 Rated voltage: 250 V AC DC
- 4 Rated current: 1.5 A AC DC
- 5 Withstand Voltage: 500V AC/minute
- 6 Temperature Range: $-25^{\circ}C \sim +85^{\circ}C$

ORDER INFORMATION:



Circuits	Dimensions (mm)		Circuits	Dimensions (mm)	
	A	B		A	B
202	2.00	4.50	222	42.00	44.50
203	4.00	6.50	223	44.00	46.50
204	6.00	8.50	224	46.00	48.50
205	8.00	10.50	225	48.00	50.50
206	10.00	12.50	226	50.00	52.50
207	12.00	14.50	227	52.00	54.50
208	14.00	16.50	228	54.00	56.50
209	16.00	18.50	229	56.00	58.50
210	18.00	20.50	230	58.00	60.50
211	20.00	22.50	231	60.00	62.50
212	22.00	24.50	232	62.00	64.50
213	24.00	26.50	233	64.00	66.50
214	26.00	28.50	234	66.00	68.50
215	28.00	30.50	235	68.00	70.50
216	30.00	32.50	236	70.00	72.50
217	32.00	34.50	237	72.00	74.50
218	34.00	36.50	238	74.00	76.50
219	36.00	38.50	239	76.00	78.50
220	38.00	40.50	240	78.00	80.50
221	40.00	42.50			

Tolerance X.X ±0.30 X.XX ±0.20 X.XXX ±0.10 Angle ±3.0°	Model Name: 2.00mm Pitch 90° Female Header Straight, Dip	Drawn: 蔡忠忠 2016.04.12
	Model No: P2001AW-***-C3KC-B	
UNIT: mm	SCALE: FULL REVISION: B/0	Checked: 林旭芝
	CNJST 浙江捷仕泰电子有限公司 ZHEJIANG JIESHITAI ELECTRONIC CO., LTD	Approved: 刘祚杰
		DWG NO. CNJST/GCCP-0139

REV.	DATE	DESCRIPTION	APPD.	NO.	DESCRIPTION	QTY	MATERIAL	PLATING/COLOR
B/0	2016.04.12	NEW RELEASE		②	Material	04~80	Phosphor Bronze	Gold Flash
				①	Insulator	1	PA6T (UL94V-0)	Nature (Black)