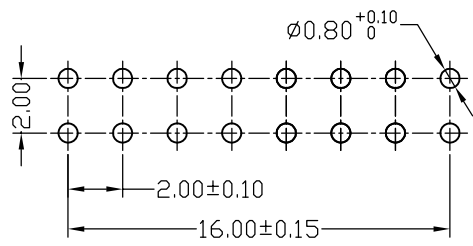
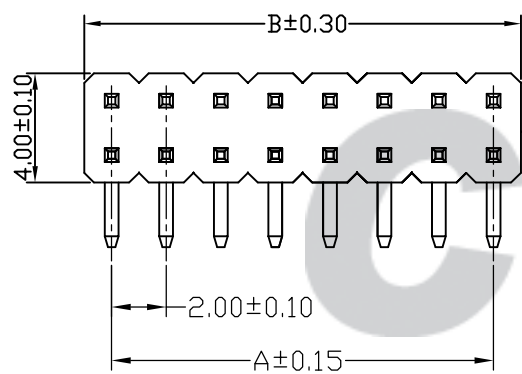
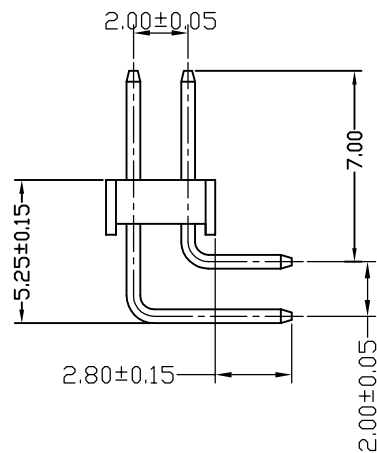
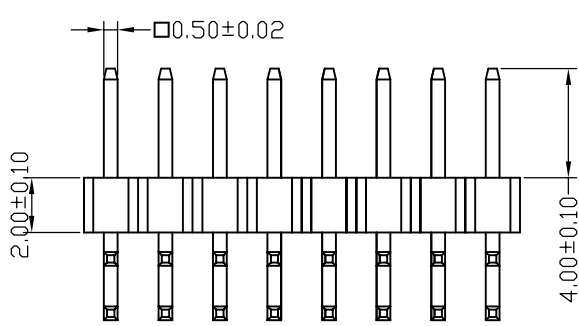
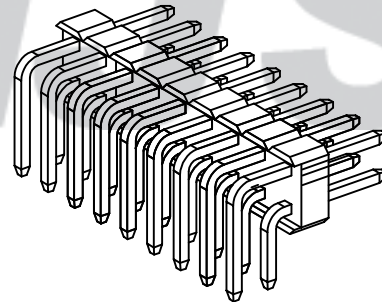


RoHS Compliant

成品图



SUGGESTED PCB LAYOUT  
(COMPONENT SIDE)



SPECIFICATION

- 1 Contact resistance:  $\leq 20m\Omega$
- 2 Insulation resistance:  $\geq 1000M\Omega$
- 3 Rated voltage: 250 V AC DC
- 4 Rated current: 1.0 A AC DC
- 5 Withstand Voltage: 800V AC/minute
- 6 Temperature Range:  $-25^{\circ}C \sim +85^{\circ}C$

ORDER INFORMATION:

**A2005AW-\*\*\*-C3KC-\***

PART No. \_\_\_\_\_

No. OF CIRCUITS: \_\_\_\_\_

2X1~2X40

PLASTIC MATERIAL: \_\_\_\_\_

C3K=PA6T (BLACK)

PACKAGING:  
P=PE  
B=Tray

PLATING:  
C=Gold-plated

Circuits	Dimensions (mm)		Circuits	Dimensions (mm)	
	A	B		A	B
201	0	2.00	221	40.00	42.00
202	2.00	4.00	222	42.00	44.00
203	4.00	6.00	223	44.00	46.00
204	6.00	8.00	224	46.00	48.00
205	8.00	10.00	225	48.00	50.00
206	10.00	12.00	226	50.00	52.00
207	12.00	14.00	227	52.00	54.00
208	14.00	16.00	228	54.00	56.00
209	16.00	18.00	229	56.00	58.00
210	18.00	20.00	230	58.00	60.00
211	20.00	22.00	231	60.00	62.00
212	22.00	24.00	232	62.00	64.00
213	24.00	26.00	233	64.00	66.00
214	26.00	28.00	234	66.00	68.00
215	28.00	30.00	235	68.00	70.00
216	30.00	32.00	236	70.00	72.00
217	32.00	34.00	237	72.00	74.00
218	34.00	36.00	238	74.00	76.00
219	36.00	38.00	239	76.00	78.00
220	38.00	40.00	240	78.00	80.00

B/0	2016.05.19	NEW RELEASE	
REV.	DATE	DESCRIPTION	APPD.
1			

③	Contacts	1~40	Brass	Gold-plated
②	Contacts	1~40	Brass	Gold-plated
①	Insulator	1	PA6T (UL94V-0)	Black
NO.	DESCRIPTION	QTY	MATERIAL	PLATING/COLOR

Tolerance  
X.X ±0.30  
X.XX ±0.20  
X.XXX ±0.10  
Angle ±3.0°

Model Name: 2.00mm Pitch 90° Dual row Pin Header, Dip  
Model No: A2005AW-\*\*\*-C3KC-\*

UNIT: mm

**CNJST** 浙江捷仕泰电子有限公司  
ZHEJIANG JIESHITAI ELECTRONIC CO., LTD

Drawn: 蔡忠忠 2016.05.19

Checked: 林旭芝

Approved: 刘祚杰

DWG NO. CNJST/GCCP-0166