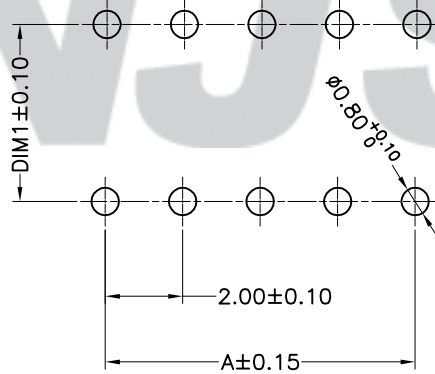
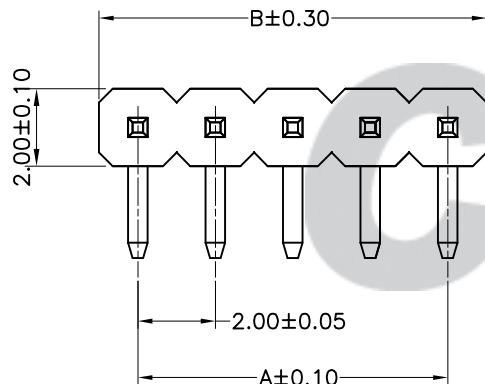
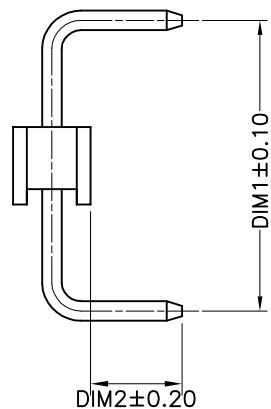
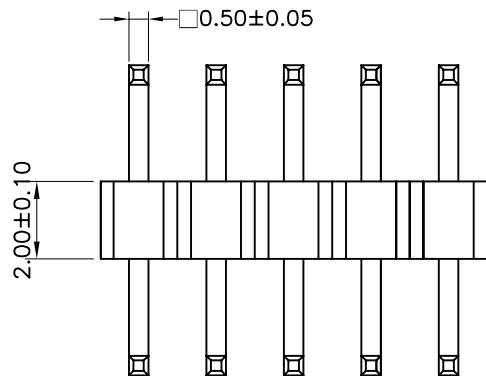
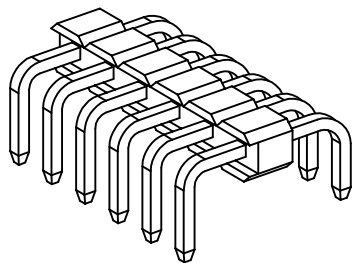


RoHS Compliant

成品图



PCB LAYOUT



SPECIFICATION

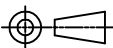
- 1 Contact resistance: $\leq 20m\Omega$
- 2 Insulation resistance: $\geq 1000M\Omega$
- 3 Rated voltage: 250 V AC DC
- 4 Rated current: 1.0 A AC DC
- 5 Withstand Voltage: 800 V AC/minute
- 6 Temperature Range: $-25^{\circ}C \sim +105^{\circ}C$

ORDER INFORMATION:

A2005AWH-*-C3KC-***

PART No.:		PACKAGING:	
No. OF CIRCUITS:		B=Tray	
02~40		P=PE	
PLASTIC MATERIAL:		PLATING:	
C3K=PA6T (Black)		C=Gold-Flash	

Circuits	Dimensions		Circuits	Dimensions	
	A	B		A	B
02	2.00	4.00	22	42.00	44.00
03	4.00	6.00	23	44.00	46.00
04	6.00	8.00	24	46.00	48.00
05	8.00	10.00	25	48.00	50.00
06	10.00	12.00	26	50.00	52.00
07	12.00	14.00	27	52.00	54.00
08	14.00	16.00	28	54.00	56.00
09	16.00	18.00	29	56.00	58.00
10	18.00	20.00	30	58.00	60.00
11	20.00	22.00	31	60.00	62.00
12	22.00	24.00	32	62.00	64.00
13	24.00	26.00	33	64.00	66.00
14	26.00	28.00	34	66.00	68.00
15	28.00	30.00	35	68.00	70.00
16	30.00	32.00	36	70.00	72.00
17	32.00	34.00	37	72.00	74.00
18	34.00	36.00	38	74.00	76.00
19	36.00	38.00	39	76.00	78.00
20	38.00	40.00	40	78.00	80.00
21	40.00	42.00			

Tolerance X.X ±0.30 X.XX ±0.20 X.XXX ±0.10 Angle ±3.0°	Model Name: 2.00mm Pitch 180° Single Row Pin Header-DIP TYPE		Drawn: 张育斌 2016.05.27
	Model No: A2005AWH-**-C3KC-*		
UNIT: mm	 SCALE: FULL REVISION: B/0	Checked: 林旭芝	
		Approved: 刘祚杰	
CNJST 浙江捷仕泰电子有限公司 ZHEJIANG JIESHITAI ELECTRONIC CO., LTD		DWG NO. CNJST/GCCP-0303	

REV.	DATE	DESCRIPTION	APPD.	NO.	DESCRIPTION	QTY	MATERIAL	PLATING/COLOR
				②	Material	02~40	Brass	Gold-Flash
				①	Insulator	1	PA6T (UL94V-0)	Black
B/0	2016.04.12	NEW RELEASE						