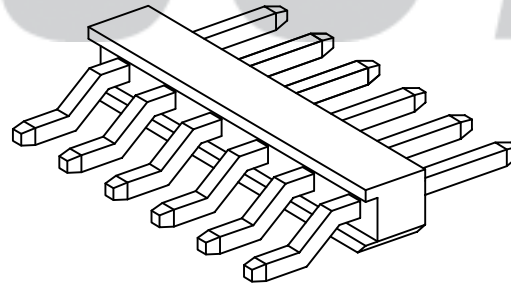
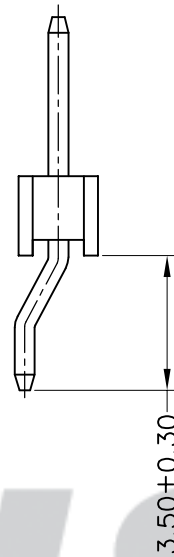
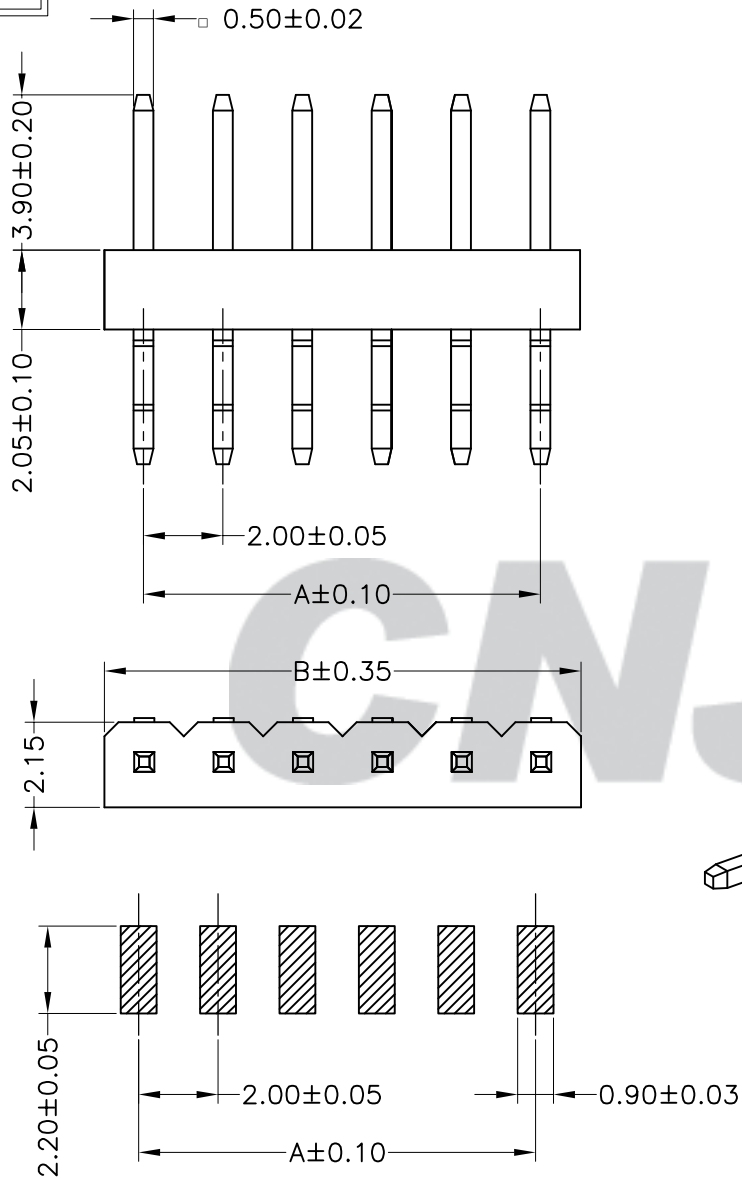


RoHS Compliant

成品图



SPECIFICATION

- 1 Contact resistance:  $\leq 20\text{m}\Omega$
- 2 Insulation resistance:  $\geq 1000\text{M}\Omega$
- 3 Rated voltage: 250 V AC DC
- 4 Rated current: 1.0 A AC DC
- 5 Withstand Voltage: 800V AC/minute
- 6 Temperature Range:  $-25^{\circ}\text{C} \sim +85^{\circ}\text{C}$

ORDER INFORMATION:

**A2005AWR-\*\*-F2MC-\***

PART No. _____	PACKAGING: P=PE B=Tray
No. OF CIRCUITS: _____ 02~40	PLATING: C=Gold-plated
PLASTIC MATERIAL: _____ F2M=LCP(Beige)	

Circuits	Dimensions		Circuits	Dimensions	
	A	B		A	B
02	2.00	4.00	22	42.00	44.00
03	4.00	6.00	23	44.00	46.00
04	6.00	8.00	24	46.00	48.00
05	8.00	10.00	25	48.00	50.00
06	10.00	12.00	26	50.00	52.00
07	12.00	14.00	27	52.00	54.00
08	14.00	16.00	28	54.00	56.00
09	16.00	18.00	29	56.00	58.00
10	18.00	20.00	30	58.00	60.00
11	20.00	22.00	31	60.00	62.00
12	22.00	24.00	32	62.00	64.00
13	24.00	26.00	33	64.00	66.00
14	26.00	28.00	34	66.00	68.00
15	28.00	30.00	35	68.00	70.00
16	30.00	32.00	36	70.00	72.00
17	32.00	34.00	37	72.00	74.00
18	34.00	36.00	38	74.00	76.00
19	36.00	38.00	39	76.00	78.00
20	38.00	40.00	40	78.00	80.00
21	40.00	42.00			

PCB LAYOUT

Tolerance X.X ±0.30 X.XX ±0.20 X.XXX ±0.10 Angle ±3.0°	Model Name: 2.00mm pitch 90° Single row PIN Header-SMT TYPE		Drawn: 张育斌 2016.04.13
	Model No: A2005AWR-**-F2MC-*		
UNIT: mm	SCALE: FULL	REVISION: B/0	Checked: 林旭芝
	<b>CNJST</b> 浙江捷仕泰电子有限公司 ZHEJIANG JIESHITAI ELECTRONIC CO., LTD		Approved: 刘祚杰
			DWG NO. CNJST/GCCP-0360

REV.	DATE	DESCRIPTION	APPD.	NO.	DESCRIPTION	QTY	MATERIAL	PLATING/COLOR
B/0	2016.04.12	NEW RELEASE		②	Contacts	2~40	Brass	Gold -Plated
				①	Insulator	1	LCP(UL94V-0)	Beige