

RoHS Compliant

成品图

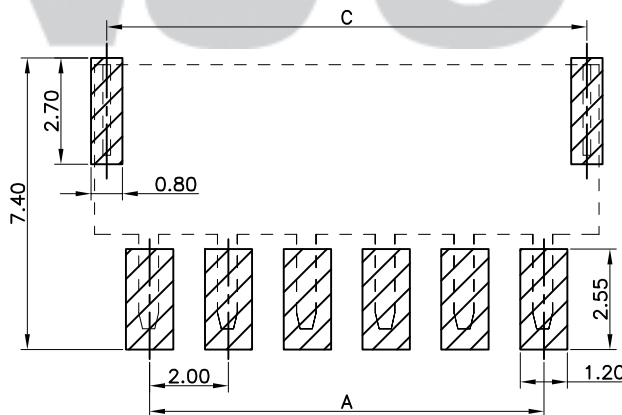
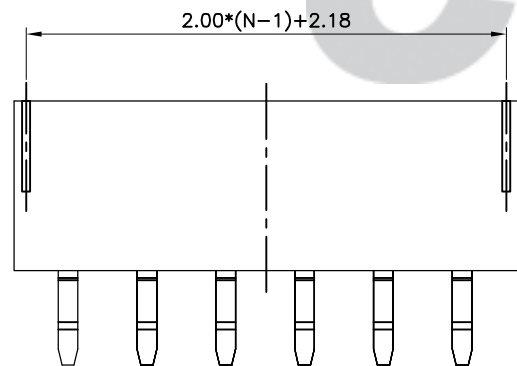
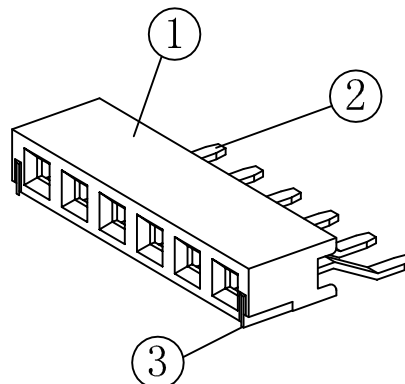
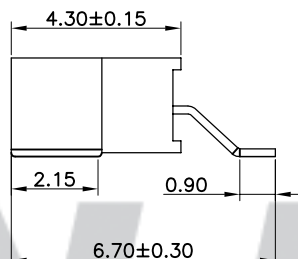
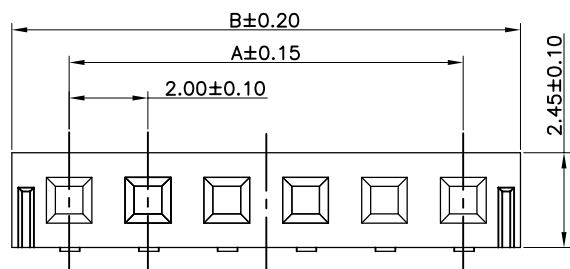
SPECIFICATION

- 1 Contact resistance: $\leq 20m\Omega$
- 2 Insulation resistance: $\geq 1000M\Omega$
- 3 Rated voltage: 250 V AC DC
- 4 Rated current: 2.0 A AC DC
- 5 Withstand Voltage: 500V AC/minute
- 6 Temperature Range: $-40^{\circ}C \sim +105^{\circ}C$

ORDER INFORMATION:

P2001AWR--F2ME-R**

PART No. _____ PACKAGING:
 No. OF CIRCUITS: _____ P=PE
 03~40 R=REEL
 PLASTIC MATERIAL: _____ PLATING:F
 F2M=LCP (Nature) Contacts: GOLD-PLATED
 Solid Tab: TIN-PLATED



Circuits	Dimensions			Circuits	Dimensions		
	A	B	C		A	B	C
03	4.00	6.90	6.18	22	42.00	44.90	44.18
04	6.00	8.90	8.18	23	44.00	46.90	46.18
05	8.00	10.90	10.18	24	46.00	48.90	48.18
06	10.00	12.90	12.18	25	48.00	50.90	50.18
07	12.00	14.90	14.18	26	50.00	52.90	52.18
08	14.00	16.90	16.18	27	52.00	54.90	54.18
09	16.00	18.90	18.18	28	54.00	56.90	56.18
10	18.00	20.90	20.18	29	56.00	58.90	58.18
11	20.00	22.90	22.18	30	58.00	60.90	60.18
12	22.00	24.90	24.18	31	60.00	62.90	62.18
13	24.00	26.90	26.18	32	62.00	64.90	64.18
14	26.00	28.90	28.18	33	64.00	66.90	66.18
15	28.00	30.90	30.18	34	66.00	68.90	68.18
16	30.00	32.90	32.18	35	68.00	70.90	70.18
17	32.00	34.90	34.18	36	70.00	72.90	72.18
18	34.00	36.90	36.18	37	72.00	74.90	74.18
19	36.00	38.90	38.18	38	74.00	76.90	76.18
20	38.00	40.90	40.18	39	76.00	78.90	78.18
21	40.00	42.90	42.90	40	78.00	80.90	80.18

Unit: mm

Tolerance X.X ±0.30 X.XX ±0.20 X.XXX ±0.10 Angle ±3.0°	Model Name: 2.00mm pitch 90° Single row Female Header-AMT TYPE		Drawn: 张育斌 2016.04.13
	Model No: P2001AWR-**-F2ME-R		
UNIT: mm		SCALE: FULL	REVISION: B/0
	CNJST 浙江捷仕泰电子有限公司 ZHEJIANG JIESHITAI ELECTRONIC CO., LTD		Checked: 林旭芝 Approved: 刘祚杰 DWG NO. CNJST/GCCP-0359

REV.	DATE	DESCRIPTION	APPD.	NO.	DESCRIPTION	QTY	MATERIAL	PLATING/COLOR
				③	Solder Tab	2	Brass	Tin-plated
				②	Contacts	3~40	Phosphor Bronze	Gold-plated
				①	Insulator	1	LCP (UL94V-0)	Nature
B/0	2016.04.12	NEW RELEASE						