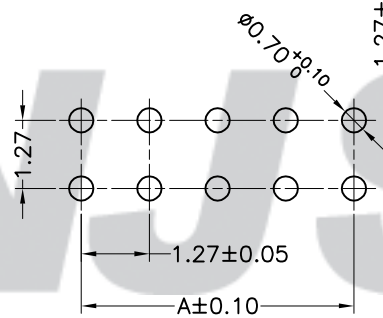
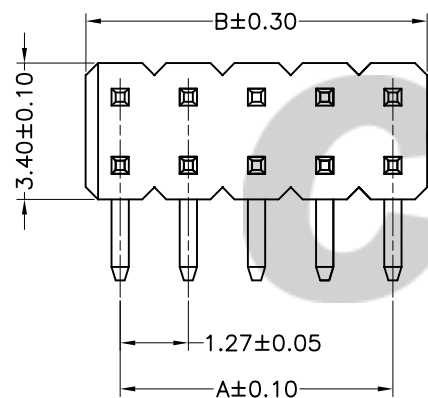
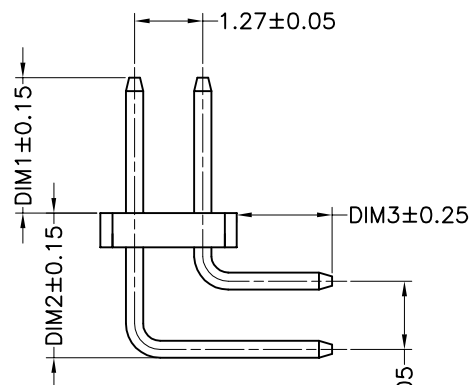
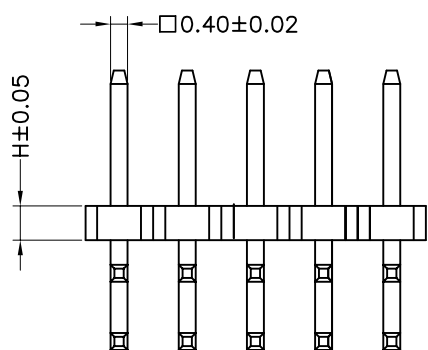
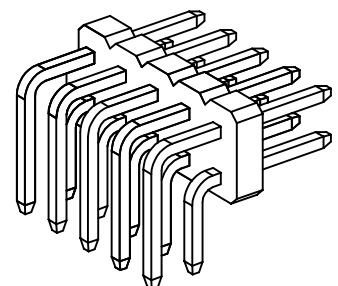


RoHS Compliant

成品图



PCB LAYOUT



Specifications

H:High Option
1.00
1.50

SPECIFICATION

- 1 Contact resistance:  $\leq 20m\Omega$
- 2 Insulation resistance:  $\geq 1000M\Omega$
- 3 Rated voltage: 250 V AC DC
- 4 Rated current: 1.0 A AC DC
- 5 Withstand Voltage: 500V AC/minute
- 6 Temperature Range:  $-25^{\circ}C \sim +85^{\circ}C$

ORDER INFORMATION:

**A1271AW-\*\*\*-C3KC-\***

PART No.:		PACKAGING:	
No. OF CIRCUITS:		B=Tray	
202~240		P=PE	
PLASTIC MATERIAL:		PLATING:	
C3K=PA6T (Black)		C=Gold-Flash	

Circuits	Dimensions		Circuits	Dimensions	
	A	B		A	B
2X2	1.27	2.54	2X22	26.67	27.94
2X3	2.54	3.81	2X23	27.94	29.21
2X4	3.81	5.08	2X24	29.21	30.48
2X5	5.08	6.35	2X25	30.48	31.75
2X6	6.35	7.62	2X26	31.75	33.02
2X7	7.62	8.89	2X27	33.02	34.29
2X8	8.89	10.16	2X28	34.29	35.56
2X9	10.16	11.43	2X29	35.56	36.73
2X10	11.43	12.70	2X30	36.73	38.10
2X11	12.70	13.97	2X31	38.10	39.37
2X12	13.97	15.24	2X32	39.37	40.64
2X13	15.24	16.51	2X33	40.64	41.91
2X14	16.51	17.78	2X34	41.91	43.18
2X15	17.78	19.05	2X35	43.18	44.45
2X16	19.05	20.32	2X36	44.45	45.72
2X17	20.32	21.59	2X37	45.72	46.99
2X18	21.59	22.86	2X38	46.99	48.26
2X19	22.86	24.13	2X39	48.26	49.53
2X20	24.13	25.40	2X40	49.53	50.80
2X21	25.40	27.94			

REV.	DATE	DESCRIPTION	APPD.	NO.	DESCRIPTION	QTY	MATERIAL	PLATING/COLOR
B/0	2016.04.12	NEW RELEASE		②	Material	04~80	Brass	Gold-Flash
				①	Insulator	1	PA6T (UL94V-0)	Black

Tolerance  
 X.X ±0.30  
 X.XX ±0.20  
 X.XXX ±0.10  
 Angle ±3.0°

Model Name: 1.27mm Pitch 90° Single Row Pin Header-DIP TYPE  
 Model No: A1271AW-\*\*\*-C3KC-\*

SCALE: FULL    REVISION: B/0

UNIT: mm

**CNJST** 浙江捷仕泰电子有限公司  
 ZHEJIANG JIESHITAI ELECTRONIC CO., LTD

Drawn: 张育斌 2016.05.25

Checked: 林旭芝

Approved: 刘祚杰

DWG NO. CNJST/GCCP-0296