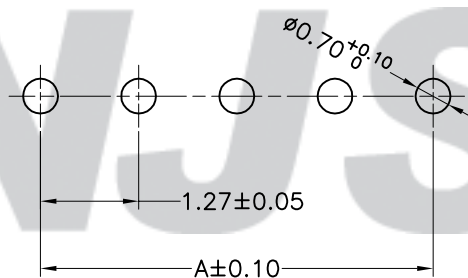
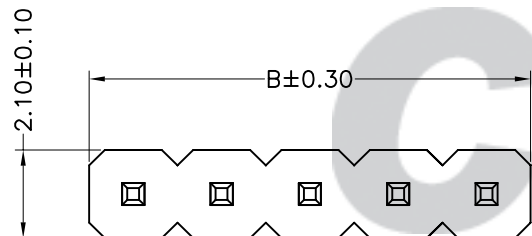
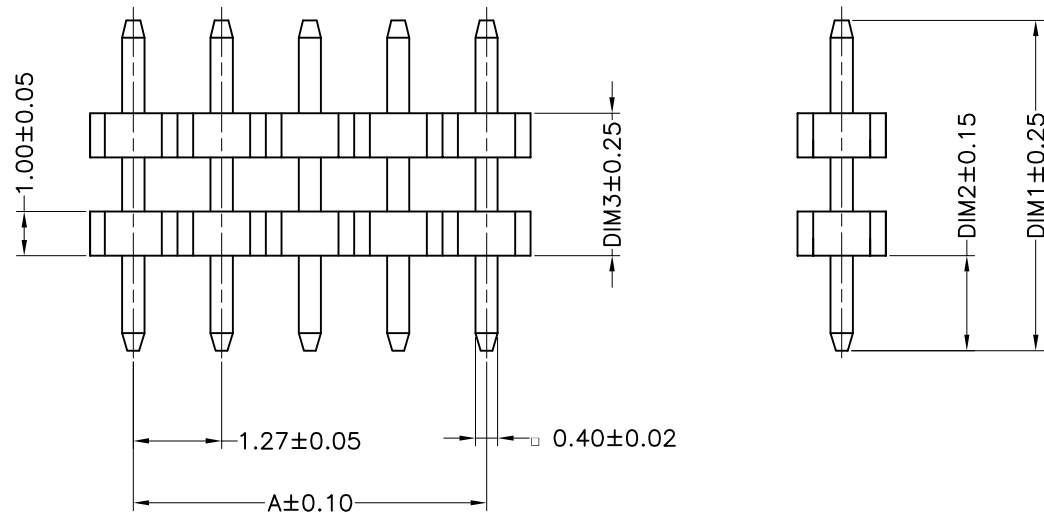
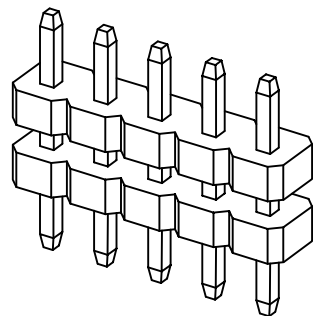


RoHS Compliant

成品图



PCB LAYOUT



SPECIFICATION

- 1 Contact resistance: $\leq 20m\Omega$
- 2 Insulation resistance: $\geq 1000M\Omega$
- 3 Rated voltage: 250 V AC DC
- 4 Rated current: 1.0 A AC DC
- 5 Withstand Voltage: 500V AC/minute
- 6 Temperature Range: $-25^{\circ}C \sim +85^{\circ}C$

ORDER INFORMATION:

A1271AZ--C3KC-***

PART No.		PACKAGING:
No. OF CIRCUITS:		B=Tray
		P=PE
PLASTIC MATERIAL:		PLATING:
C3K=PA6T (Black)		C=Gold-Flash

Circuits	Dimensions		Circuits	Dimensions	
	A	B		A	B
02	1.27	2.54	22	26.67	27.94
03	2.54	3.81	23	27.94	29.21
04	3.81	5.08	24	29.21	30.48
05	5.08	6.35	25	30.48	31.75
06	6.35	7.62	26	31.75	33.02
07	7.62	8.89	27	33.02	34.29
08	8.89	10.16	28	34.29	35.56
09	10.16	11.43	29	35.56	36.73
10	11.43	12.70	30	36.73	38.10
11	12.70	13.97	31	38.10	39.37
12	13.97	15.24	32	39.37	40.64
13	15.24	16.51	33	40.64	41.91
14	16.51	17.78	34	41.91	43.18
15	17.78	19.05	35	43.18	44.45
16	19.05	20.32	36	44.45	45.72
17	20.32	21.59	37	45.72	46.99
18	21.59	22.86	38	46.99	48.26
19	22.86	24.13	39	48.26	49.53
20	24.13	25.40	40	49.53	50.80
21	25.40	27.94			

Tolerance X.X ±0.30 X.XX ±0.20 X.XXX ±0.10 Angle ±3.0°	Model Name: 1.27mm Pitch 180° Single Row Pin Header-DIP TYPE	Drawn: 张育斌 2016.05.25
	Model No: A1271AZ-**-C3KC-*	
UNIT: mm	SCALE: FULL REVISION: B/0	Approved: 刘祚杰
	CNJST 浙江捷仕泰电子有限公司 ZHEJIANG JIESHITAI ELECTRONIC CO., LTD DWG NO. CNJST/GCCP-0295	

REV.	DATE	DESCRIPTION	APPD.	NO.	DESCRIPTION	QTY	MATERIAL	PLATING/COLOR
	B/0	2016.04.12	NEW RELEASE	②	Material	02~40	Brass	Gold-Flash
				①	Insulator	2	PA6T (UL94V-0)	Black