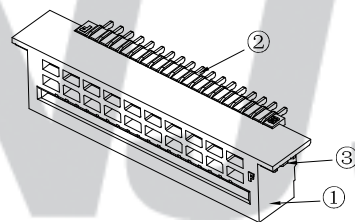
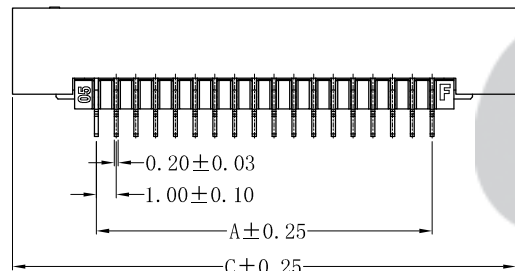
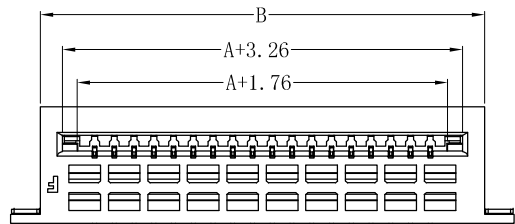
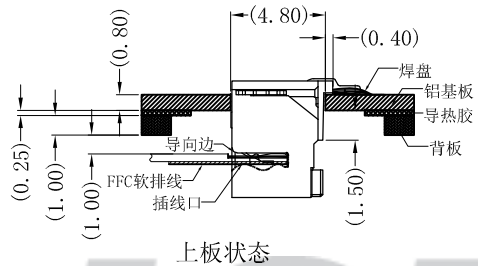
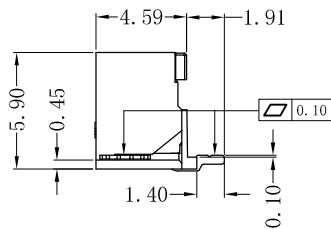
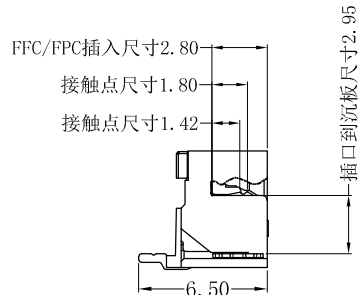
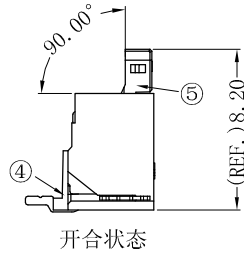
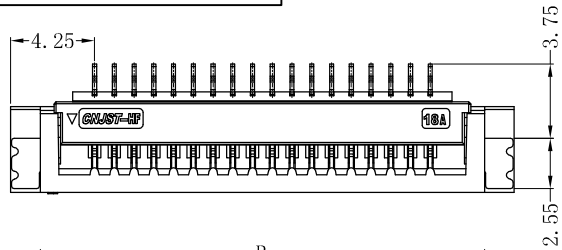


RoHS Compliant



SPECIFICATION

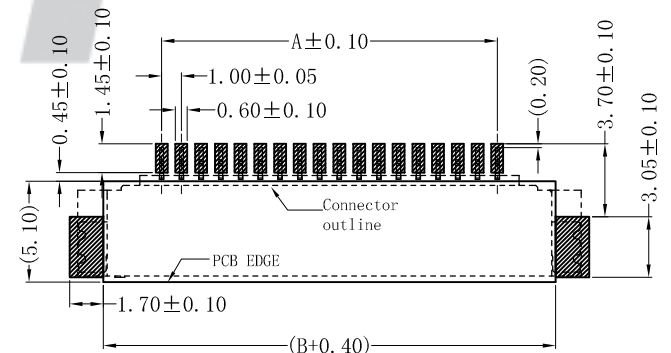
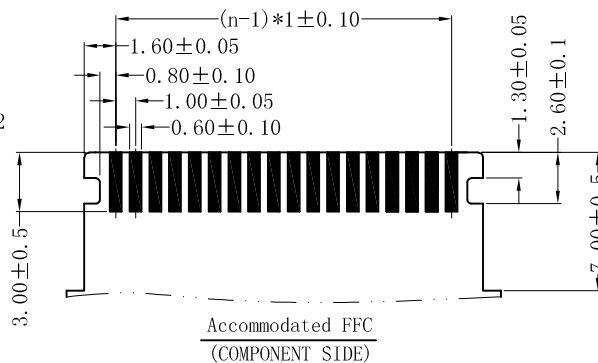
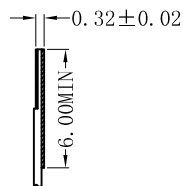
- 1 Contact resistance:  $\leq 30m\Omega$
- 2 Insulation resistance:  $\geq 100M\Omega$
- 3 Rated voltage: 150 V AC DC
- 4 Rated current: 1.0 A AC DC
- 5 Withstand Voltage: 500V AC/minute
- 6 Temperature Range:  $-25^{\circ}C \sim +85^{\circ}C$

ORDER INFORMATION:

FA1005AWR-\*\*-F2MB-R

PART No. \_\_\_\_\_ PACKAGING: \_\_\_\_\_  
 No. OF CIRCUITS: \_\_\_\_\_ R=Reel  
 PLASTIC MATERIAL: \_\_\_\_\_ PLATING: \_\_\_\_\_  
 F2M=LCP (Nature) B=Matte Sn

Circuits	Dimensions (mm)		
	A	B	C
6	5.00	10.50	13.50
12	11.00	16.50	19.50
18	17.00	22.50	25.50
26	25.00	30.50	33.50



SUGGESTED PCB LAYOUT (COMPONENT SIDE)

专利产品

注: 建议客户使用我司配套的线材。

NO.	DESCRIPTION	QTY	MATERIAL	PLATING/COLOR
⑤	Locker	1	LCP (UL94V-0)	Black
④	Back cover	1	LCP (UL94V-0)	Nature
③	Solder Tab	2	Brass	Matte Sn
②	Contacts	6~26	Phosphor Bronze	Matte Sn
①	Insulator	1	LCP (UL94V-0)	Nature

Tolerance	X.X ±0.30
	X.XX ±0.20
	X.XXX ±0.10
Angle	±3.0°
UNIT:	mm

**CNJST** 捷仕泰企业

Model No.: FA1005AWR-\*\*-F2MB-R  
 Model Name: 1.00mm pitch 90° FFC/FPC TYPE

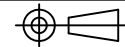
Drawn: 李浩然 2022.12.07

Checked: 吴丹平

Approved: 林旭芝

DWG NO.: CNJST/GCCP-0715

REV.	DATE	DESCRIPTION	APPD.
C/0	2022.12.06	更新模板	李浩然



SCALE: FULL REVISION: C/0