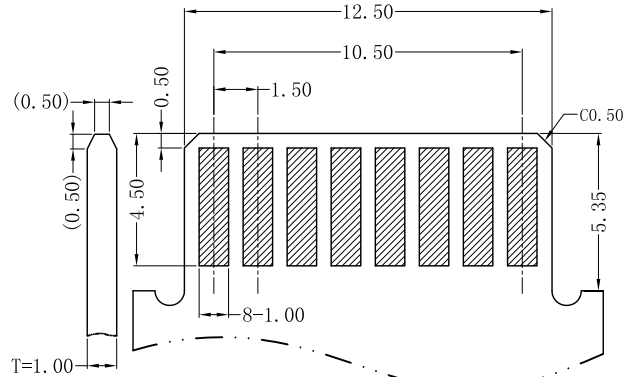
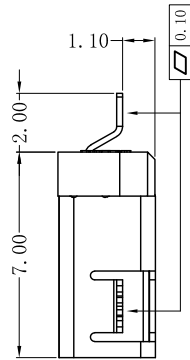
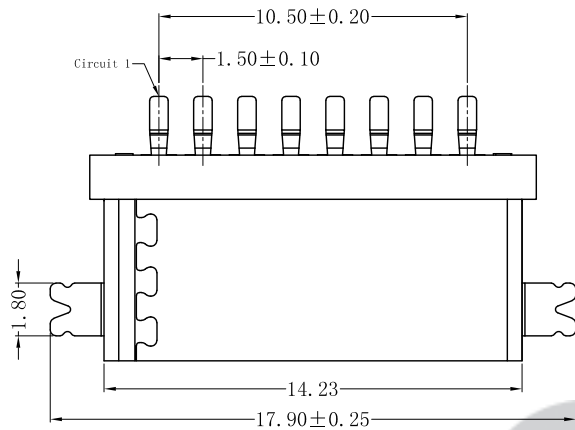


RoHS Compliant



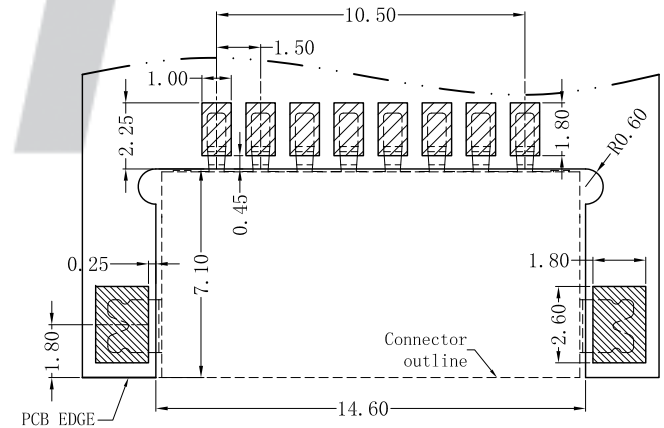
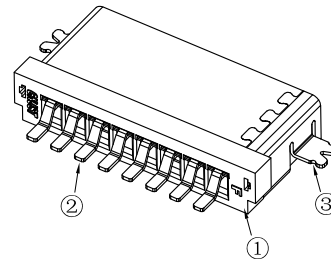
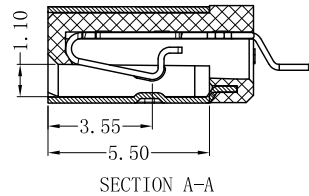
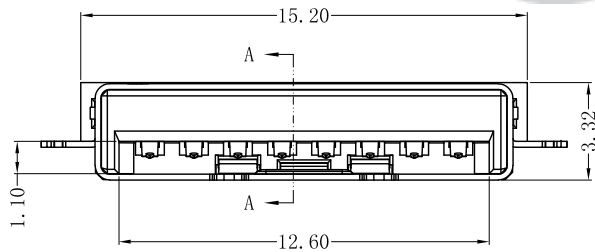
SUGGESTED BOARD LAYOUT (T=1.00mm)
(COMPONENT SIDE TOLERANCE =±0.05)

SPECIFICATION

- 1 Contact resistance: $\leq 30m\Omega$
- 2 Insulation resistance: $\geq 500M\Omega$
- 3 Rated voltage: 150 V AC DC
- 4 Rated current: 1.5 A AC DC
- 5 Withstand Voltage: 500V AC/minute
- 6 Temperature Range: $-25^{\circ}C \sim +85^{\circ}C$

ORDER INFORMATION:

X1502AWR-08-F2ME-R			
PART No.			
No. OF CIRCUITS:	08	PACKAGING:	R=Reel
PLASTIC MATERIAL:	F2M=LCP (Nature)	PLATING:	E=(Contacts:Matte Sn Solder Tab:Gold)



SUGGESTED PCB LAYOUT
(COMPONENT SIDE TOLERANCE =±0.05)

专利产品

							Tolerance		CNJST 捷仕泰企业		Drawn: 王程伟 2022.08.15			
							X.X ±0.30				Model No.: X1502AWR-08-F2ME-R		Checked: 吴丹平	
							X.XX ±0.20				Model Name: 1.50mm pitch BTB FEMALE SMT R/A TYPE		Approved: 林旭芝	
C/0	2022.08.15	统一标准, 更新模板	王程伟	③	Solder Tab	1	SUS 301	Ni+Selective gold plated	UNIT: mm		SCALE: FULL REVISION: C/0			
B/0	2021.05.31	NEW RELEASE		②	Contacts	8	Phosphor Bronze	Matte Sn					DWG NO. CNJST/GCCP-0564	
REV.	DATE	DESCRIPTION	APPD.	NO.	DESCRIPTION	QTY	MATERIAL	PLATING/COLOR						