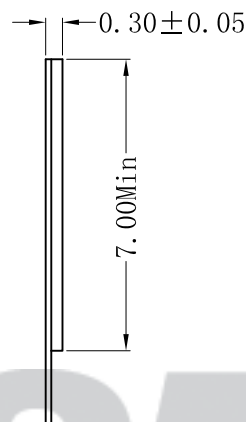
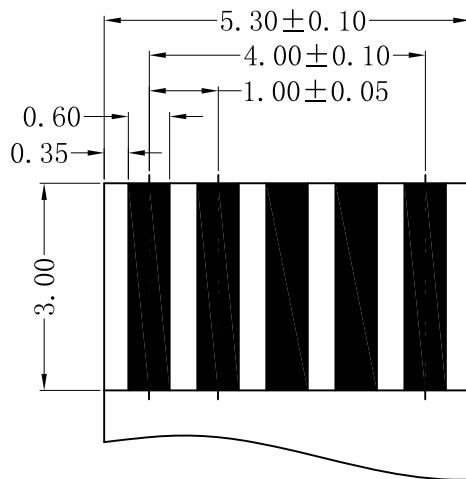
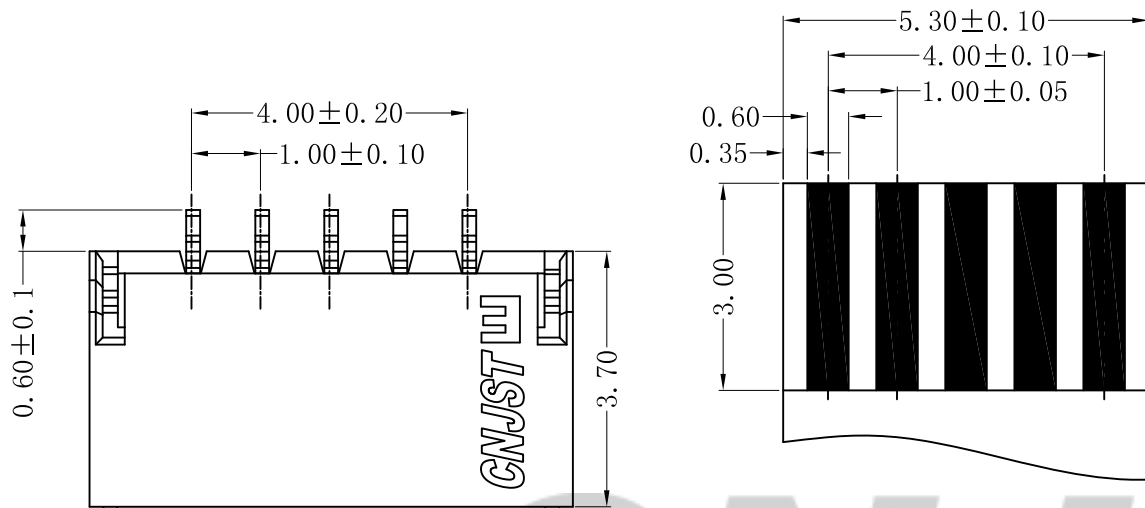
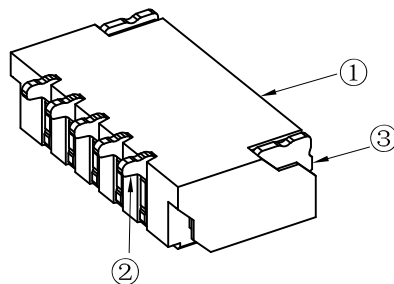
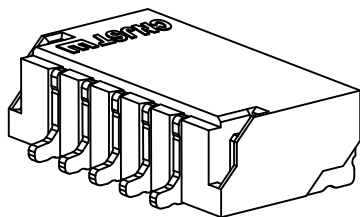
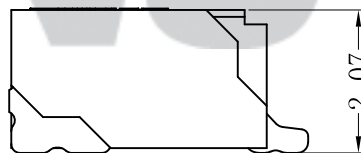
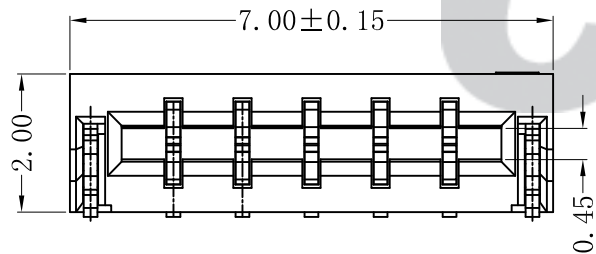


RoHS Compliant



APPLICABLE FPC
(COMPONENT SIDE)

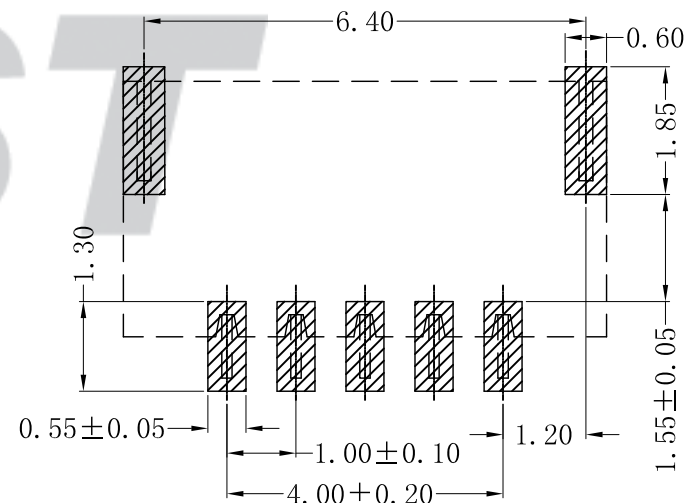


SPECIFICATION

- 1 Contact resistance: $\leq 30m\Omega$
- 2 Insulation resistance: $\geq 500M\Omega$
- 3 Rated voltage: 100 V AC DC
- 4 Rated current: 1.0A AC DC
- 5 Withstand Voltage: 500V AC/minute
- 6 Temperature Range: $-25^{\circ}C \sim +85^{\circ}C$

ORDER INFORMATION:

PART No. F1014AWR-05-F2MB-R		PACKAGING:
No. OF CIRCUITS: 05		R=REEL
PLASTIC MATERIAL: F2M=LCP		PLATING: B=Matte Sn



SUGGESTED PCB LAYOUT
(COMPONENT SIDE)

专利产品

REV.	DATE	DESCRIPTION	APPD.	NO.	DESCRIPTION	QTY	MATERIAL	PLATING/COLOR
C/0	2023.01.03	更新模板	李浩然	③	Solder Tab	2	Phosphor Bronze	Matte Sn
B/0	2018.08.22	NEW RELEASE		②	Contacts	5	Phosphor Bronze	Matte Sn
				①	Insulator	1	LCP(UL94V-0)	Nature

Tolerance	X.X ±0.30
	X.XX ±0.20
	X.XXX ±0.10
Angle	±3.0°
UNIT:	mm

CNJST 捷仕泰企业	
Model No.: F1014AWR-05-F2MB-R	
Model Name: 1.00mm pitch 90° FFC/FPC TYPE	
	SCALE: FULL
	REVISION: C/0

Drawn: 李浩然 2023.01.03
Checked: 吴丹平
Approved: 林旭芝
DWG NO.: CNJST/GCCP-0428