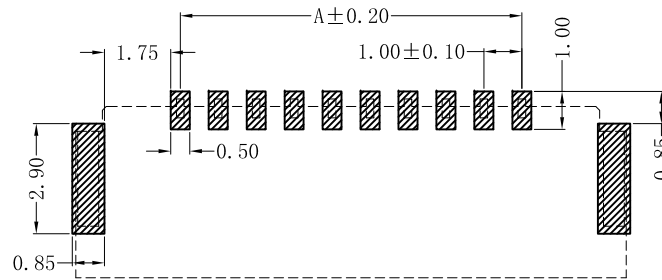
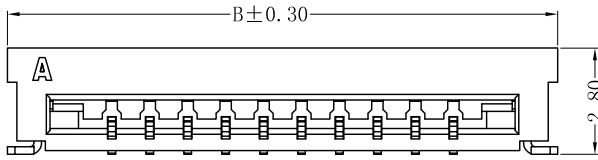
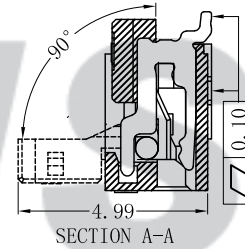
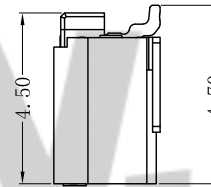
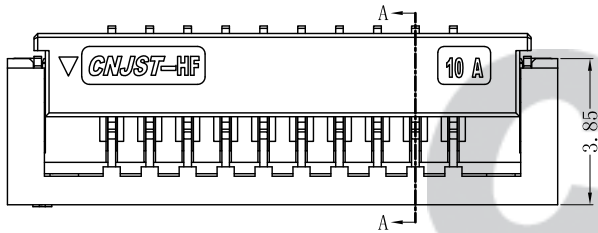
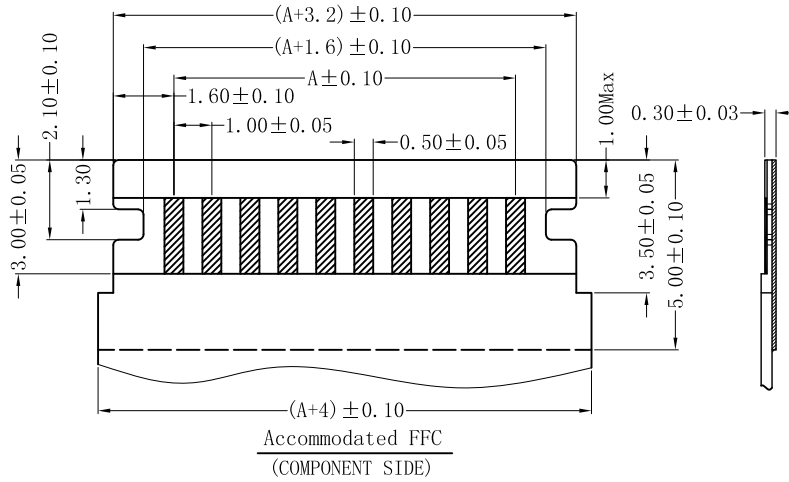
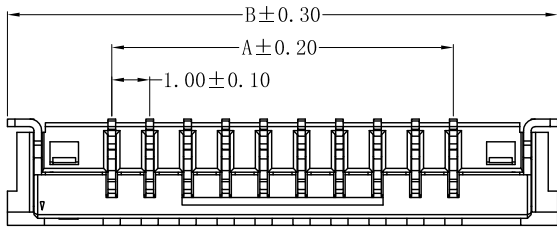


RoHS Compliant



SPECIFICATION

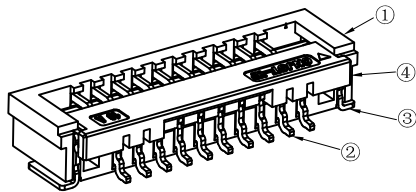
- 1 Contact resistance: $\leq 30m\Omega$
- 2 Insulation resistance: $\geq 500M\Omega$
- 3 Rated voltage: 50 V AC DC
- 4 Rated current: 1.0A AC DC
- 5 Withstand Voltage: 500V AC/minute
- 6 Temperature Range: $-25^{\circ}C \sim +85^{\circ}C$

ORDER INFORMATION:

F1012AWR--F2MB-R**

PART No.:	PACKAGING:
No. OF CIRCUITS:	R=REEL
05~30	PLATING:
PLASTIC MATERIAL:	B=Matte Sn
F2M=LCP (Locker=LCP)	C=Gold-Plated

Circuits	Dimensions (mm)	
	A	B
05	4.00	9.50
06	5.00	10.50
07	6.00	11.50
08	7.00	12.50
09	8.00	13.50
10	9.00	14.50
11	10.00	15.50
12	11.00	16.50
13	12.00	17.50
14	13.00	18.50
15	14.00	19.50
20	19.00	24.50
30	29.00	34.50



专利产品

C/O	2023.01.02	更新模板	李浩然	④	Locker	1	LCP(UL94V-0)	Black
B/O	2018.08.22	NEW RELEASE		③	Solder Tab	2	Brass	Matte Sn
REV.	DATE	DESCRIPTION	APPD.	②	Contacts	5~30	Phosphor Bronze	Matte Sn
				①	Insulator	1	LCP(UL94V-0)	Nature
					DESCRIPTION	QTY	MATERIAL	PLATING/COLOR

Tolerance	X.X ±0.30
	X.XX ±0.20
	X.XXX ±0.10
Angle	±3.0°
UNIT:	mm

CNJST 捷仕泰企业

Model No.: F1012AWR-**-F2MB-R

Model Name: 1.00mm pitch 90° FFC/FPC TYPE

SCALE: FULL

REVISION: C/0

Drawn:	李浩然 2023.01.02
Checked:	吴丹平
Approved:	林旭芝
DWG NO.:	CNJST/GCCP-0416