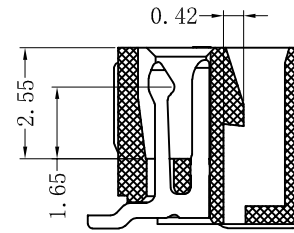
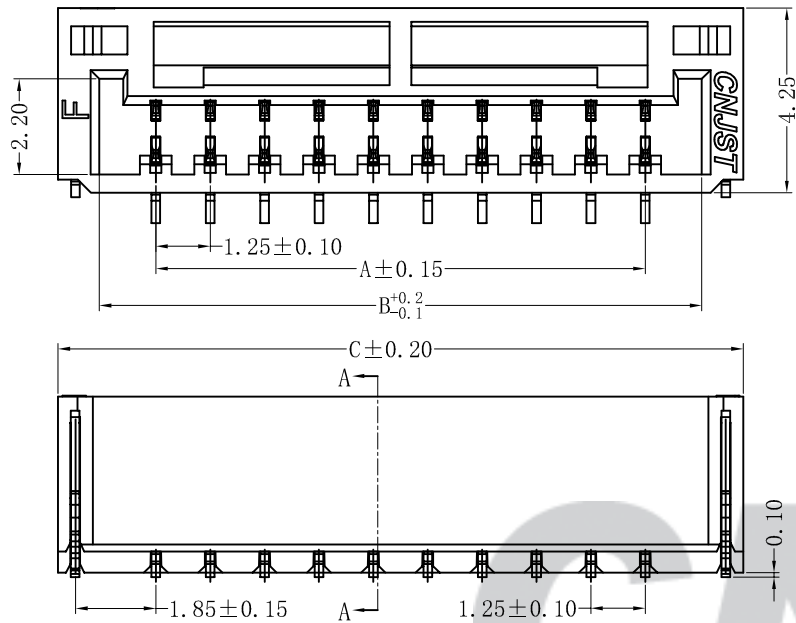
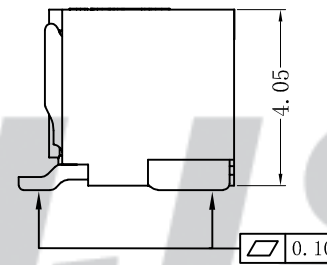


RoHS Compliant



剖面A-A



SPECIFICATION

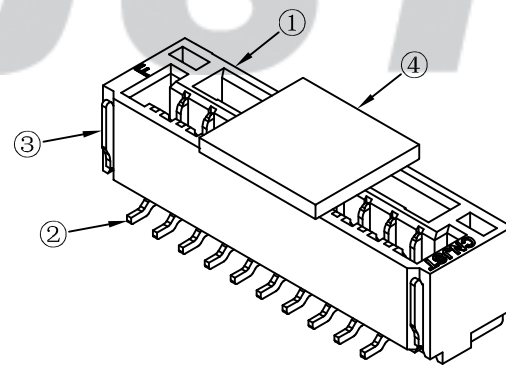
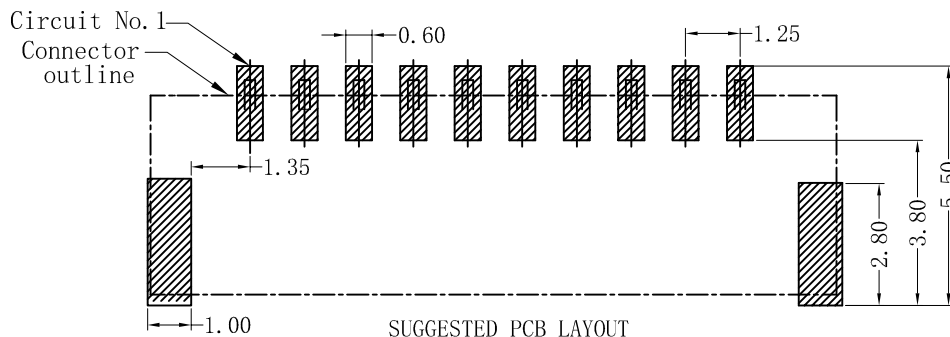
- 1 Contact resistance:  $\leq 30m\Omega$
- 2 Insulation resistance:  $\geq 100M\Omega$
- 3 Rated voltage: 150 V AC DC
- 4 Rated current: 1.0 A AC DC
- 5 Withstand Voltage: 500V AC/minute
- 6 Temperature Range:  $-25^{\circ}C \sim +85^{\circ}C$

ORDER INFORMATION:

**A12516AWV-\*\*-D1KA-R-X**

|                                       |                          |
|---------------------------------------|--------------------------|
| PART No.                              | PACKAGING:<br>R=REEL     |
| No. OF CIRCUITS:<br>02~20             | PLATING:<br>A=Tin-Plated |
| PLASTIC MATERIAL:<br>D1K=PA9T (Black) |                          |

| Circuit No. | Dimensions |       |       |
|-------------|------------|-------|-------|
|             | A          | B     | C     |
| 02          | 1.25       | 3.85  | 5.75  |
| 03          | 2.50       | 5.10  | 7.00  |
| 04          | 3.75       | 6.35  | 8.25  |
| 05          | 5.00       | 7.60  | 9.50  |
| 06          | 6.25       | 8.85  | 10.75 |
| 07          | 7.50       | 10.10 | 12.00 |
| 08          | 8.75       | 11.35 | 13.25 |
| 09          | 10.00      | 12.60 | 14.50 |
| 10          | 11.25      | 13.85 | 15.75 |
| 11          | 12.50      | 15.10 | 17.00 |
| 12          | 13.75      | 16.35 | 18.25 |
| 13          | 15.00      | 17.60 | 19.50 |
| 14          | 16.25      | 18.85 | 20.75 |
| 15          | 17.50      | 20.10 | 22.00 |
| 16          | 18.75      | 21.35 | 23.25 |
| 18          | 21.25      | 23.85 | 25.75 |
| 20          | 23.75      | 26.35 | 28.25 |



| REV. | DATE       | DESCRIPTION | APPD. | NO. | DESCRIPTION | QTY  | MATERIAL        | PLATING/COLOR |
|------|------------|-------------|-------|-----|-------------|------|-----------------|---------------|
|      |            |             |       | ④   | Cap         | 1    | PA9T (UL94V-0)  | Black         |
|      |            |             |       | ③   | Solder Tab  | 2    | Phosphor Bronze | Tin-plated    |
| C/0  | 2022.12.07 | 统一标准 更新模版   | 黄美程   | ②   | Material    | 2~20 | Phosphor Bronze | Tin-plated    |
| B/0  | 2021.07.26 | NEW RELEASE | 王程伟   | ①   | Insulator   | 1    | PA9T (UL94V-0)  | Black         |

|           |             |
|-----------|-------------|
| Tolerance | X.X ±0.30   |
|           | X.XX ±0.20  |
|           | X.XXX ±0.10 |
| Angle     | ±3.0°       |
| UNIT:     | mm          |

**CNJST 捷仕泰企业**

Model No.: A12516AWV-\*\*-D1KA-R-X

Model Name: 1.25mm pitch 180° WAFER-SMT TYPE

Drawn: 黄美程 2022.12.07

Checked: 吴丹平

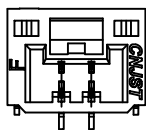
Approved: 林旭芝

DWG NO.: CNJST/GCCP-0617

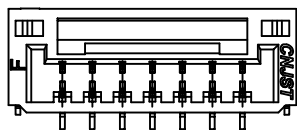
RoHS Compliant

PIN位结构示意图

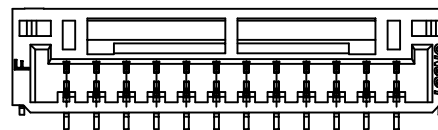
2P



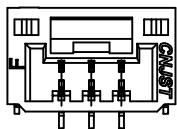
7P



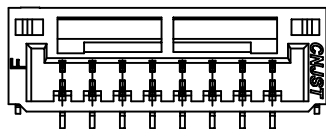
12P



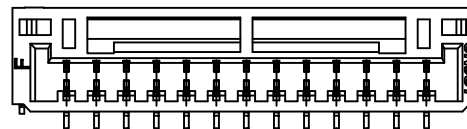
3P



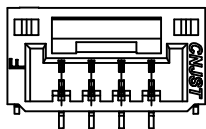
8P



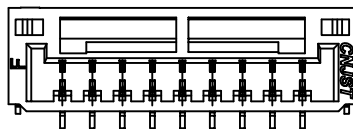
13P



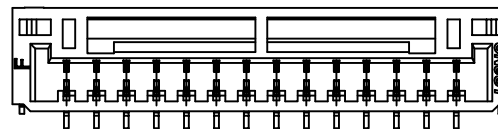
4P



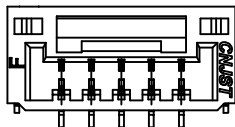
9P



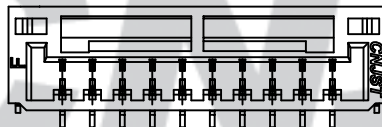
14P



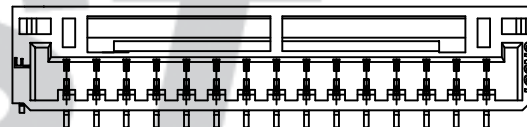
5P



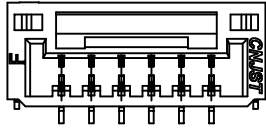
10P



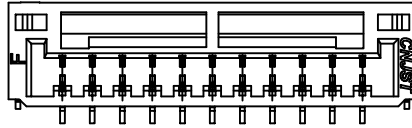
15P



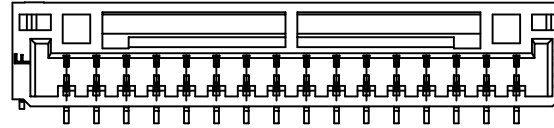
6P



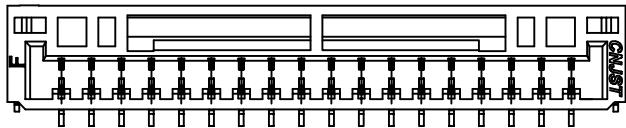
11P



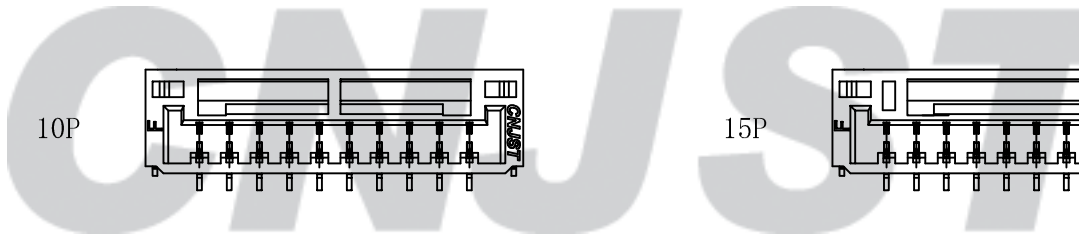
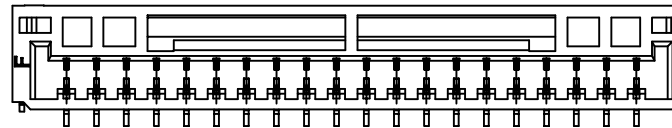
16P



18P



20P



| REV. | DATE       | DESCRIPTION | APPD. | NO. | DESCRIPTION | QTY  | MATERIAL        | PLATING/COLOR |
|------|------------|-------------|-------|-----|-------------|------|-----------------|---------------|
| C/0  | 2022.12.07 | 统一标准 更新模版   | 黄羨程   | ④   | Cap         | 1    | PA9T(UL94V-0)   | Black         |
| B/0  | 2021.07.26 | NEW RELEASE | 王程伟   | ③   | Solder Tab  | 2    | Phosphor Bronze | Tin-plated    |
|      |            |             |       | ②   | Material    | 2~20 | Phosphor Bronze | Tin-plated    |
|      |            |             |       | ①   | Insulator   | 1    | PA9T(UL94V-0)   | Black         |

|           |             |
|-----------|-------------|
| Tolerance | X.X ±0.30   |
|           | X.XX ±0.20  |
|           | X.XXX ±0.10 |
|           | Angle ±3.0° |
| UNIT: mm  |             |

**CNJST 捷仕泰企业**

Model No.: A12516AWV-\*\*-D1KA-R-X

Model Name: 1.25mm pitch 180° WAFER-SMT TYPE

SCALE: FULL

REVISION: C/0

|                          |
|--------------------------|
| Drawn: 黄羨程 2022.12.07    |
| Checked: 吴丹平             |
| Approved: 林旭芝            |
| DWG NO.: CNJST/GCCP-0617 |