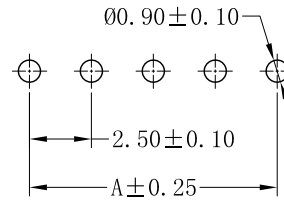
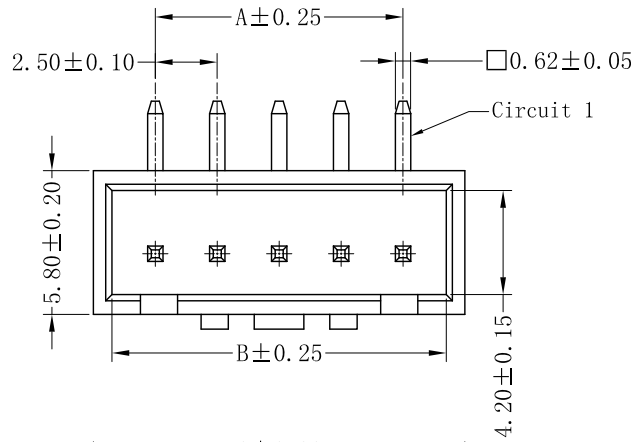
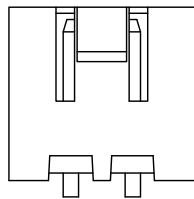
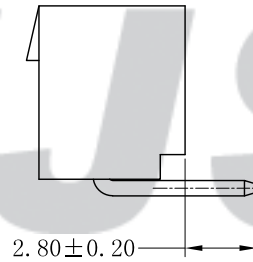
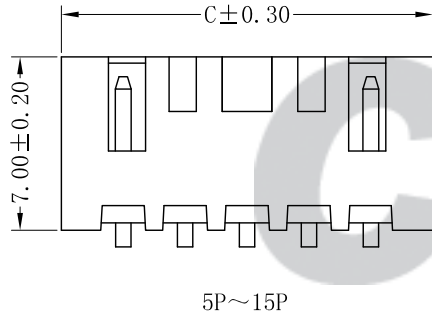


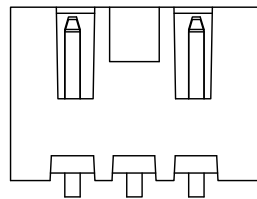
RoHS Compliant



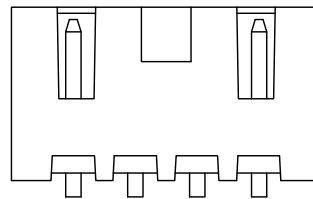
SUGGESTED PCB LAYOUT
(COMPONENT SIDE)



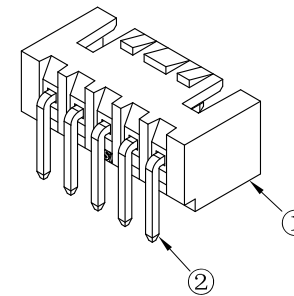
2P



3P



4P



SPECIFICATION

- 1 Contact resistance: $\leq 20m\Omega$
- 2 Insulation resistance: $\geq 1000M\Omega$
- 3 Rated voltage: 250 V AC DC
- 4 Rated current: 3.0 A AC DC
- 5 Withstand Voltage: 1000V AC/minute
- 6 Temperature Range: $-25^{\circ}C \sim +85^{\circ}C$

ORDER INFORMATION:

A2502AW--A1MA-P-D2.8**

PART No. |
 No. OF CIRCUITS: | PACKAGING: P=PE
 02~15 |
 PLASTIC MATERIAL: | PLATING: A=Tin-plated
 AIM=PA66 (Nature) |

Circuits	Dimensions (mm)		
	A	B	C
02	2.50	6.00	7.50
03	5.00	8.50	10.00
04	7.50	11.00	12.50
05	10.00	13.50	15.00
06	12.50	16.00	17.50
07	15.00	18.50	20.00
08	17.50	21.00	22.50
09	20.00	23.50	25.00
10	22.50	26.00	27.50
11	25.00	28.50	30.00
12	27.50	31.00	32.50
13	30.00	33.50	35.00
14	32.50	36.00	37.50
15	35.00	38.50	40.00

专利产品

							Tolerance	CNJST 捷仕泰企业		Drawn: 王程伟 2022.07.30
							X.X ±0.30	Model No.: A2502AW-**-A1MA-P-D2.8		Checked: 吴丹平
							X.XX ±0.20	Model Name: 2.50mm PITCH 90° WAFER		Approved: 林旭芝
							X.XXX ±0.10	UNIT: mm		DWG NO. CNJST/GCCP-0075
							Angle ±3.0°	SCALE: FULL REVISION: C/0		
C/0	2022.07.30	统一标准, 更新模板	王程伟	②	Contacts	2~15	Brass	Tin-plated		
B/0	2019.08.26	NEW RELEASE		①	Insulator	1	PA66 (UL94V-0)	Nature		
REV.	DATE	DESCRIPTION	APPD.	NO.	DESCRIPTION	QTY	MATERIAL	PLATING/COLOR		