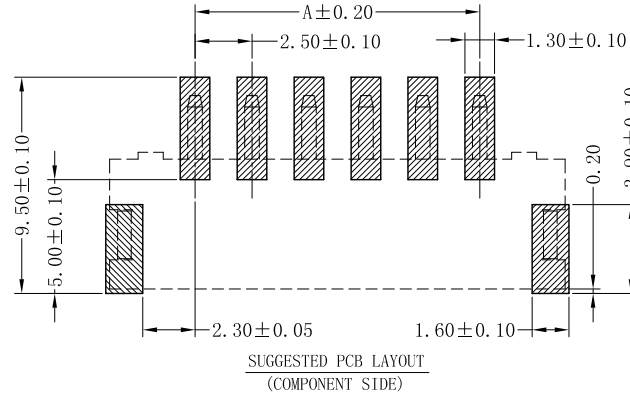
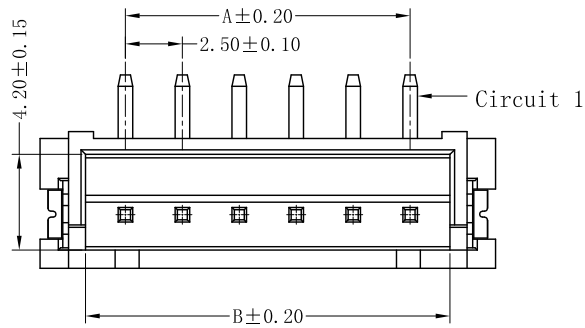


RoHS Compliant



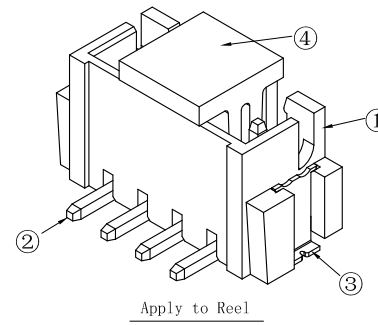
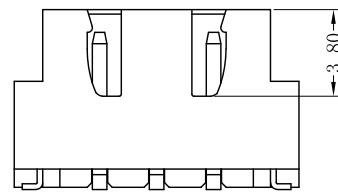
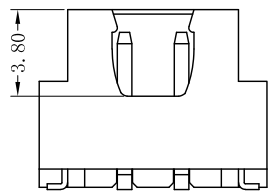
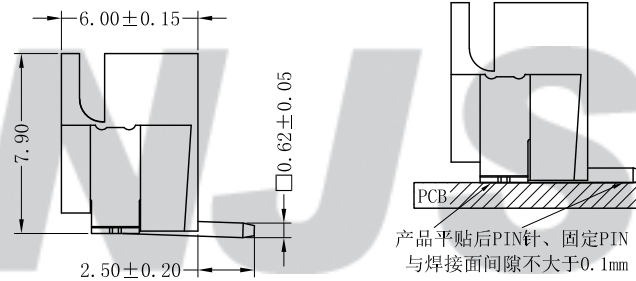
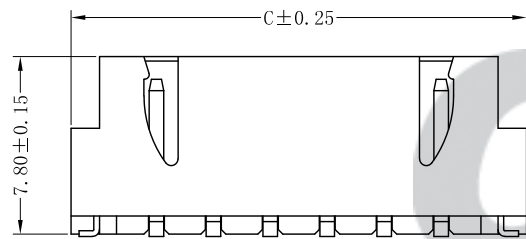
SPECIFICATION

- 1 Contact resistance: $\leq 20m\Omega$
- 2 Insulation resistance: $\geq 1000M\Omega$
- 3 Rated voltage: 250 V AC DC
- 4 Rated current: 3.0 A AC DC
- 5 Withstand Voltage: 1000V AC/minute
- 6 Temperature Range: $-25^{\circ}C \sim +85^{\circ}C$

ORDER INFORMATION:

A2501AWV--F2MA-R-X**

PART No. _____ X=Cap
 No. OF CIRCUITS: _____ PACKAGING:
 02~16 R=Reel
 PLASTIC MATERIAL: _____ PLATING:
 F2M=LCP (Nature) A=Tin-Plated



Circuits	Dimensions		
	A	B	C
02	2.50	6.00	10.00
03	5.00	8.50	12.50
04	7.50	11.00	15.00
05	10.00	13.50	17.50
06	12.50	16.00	20.00
07	15.00	18.50	22.50
08	17.50	21.00	25.00
09	20.00	23.50	27.50
10	22.50	26.00	30.00
11	25.00	28.50	32.50
12	27.50	31.00	35.00
13	30.00	33.50	37.50
14	32.50	36.00	40.00
15	35.00	38.50	42.50
16	37.50	41.00	45.00

专利产品

REV.	DATE	DESCRIPTION	APPD.	NO.	DESCRIPTION	QTY	MATERIAL	PLATING/COLOR	UNIT: mm	Model No. : A2501AWV-**-F2MA-R-X	Model Name: 2.50mm pitch 180° WAFER-SMT TYPE	SCALE: FULL	REVISION: C/0
				④	Cap	1	LCP (UL94V-0)	Nature	X.X ± 0.30	CNJST 捷仕泰企业	Drawn: 王程伟 2022.07.25	Checked: 吴丹平	Approved: 林旭芝
C/0	2022.07.25	统一标准, 更新模板	王程伟	③	Solder Tab	2	Brass	Tin-Plated	X.XX ± 0.20				
B/1	2022.04.19	详见 ECR JST2022003	黄羨程	②	Contacts	2~16	Brass	Tin-Plated	X.XXX ± 0.10				
B/0	2020.01.11	NEW RELEASE		①	Insulator	1	LCP (UL94V-0)	Nature	Angle ± 3.0°				
										UNIT: mm			
													DWG NO. CNJST/GCCP-0362