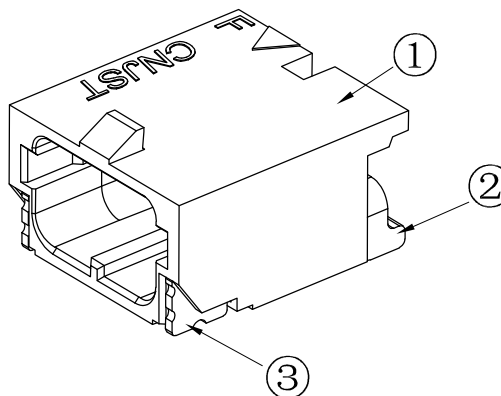
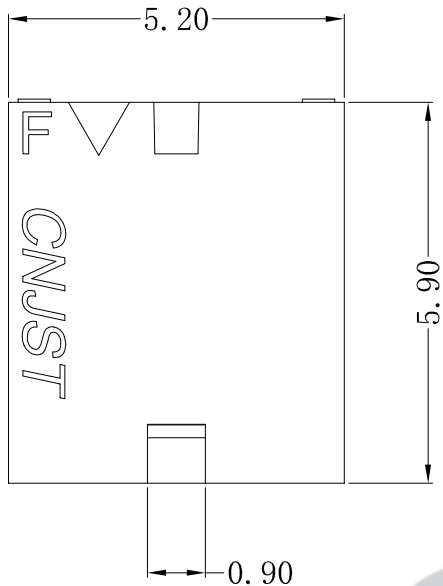


RoHS Compliant

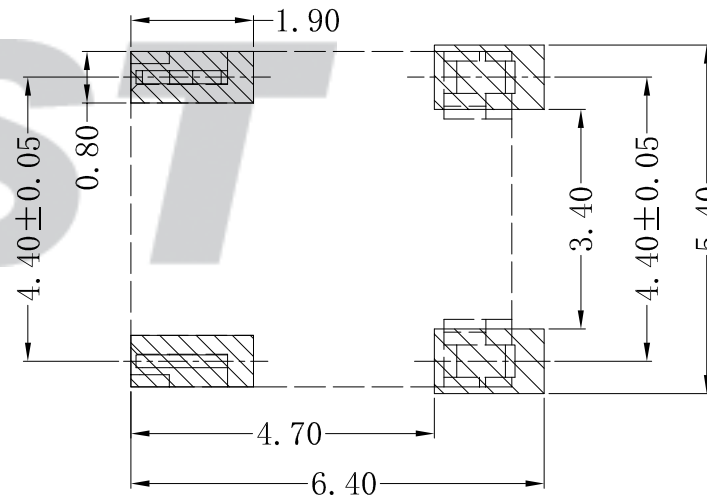
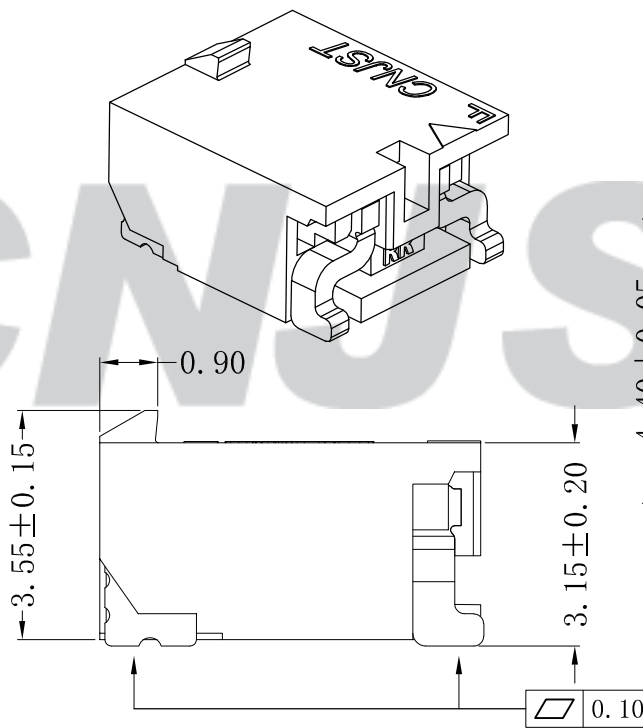
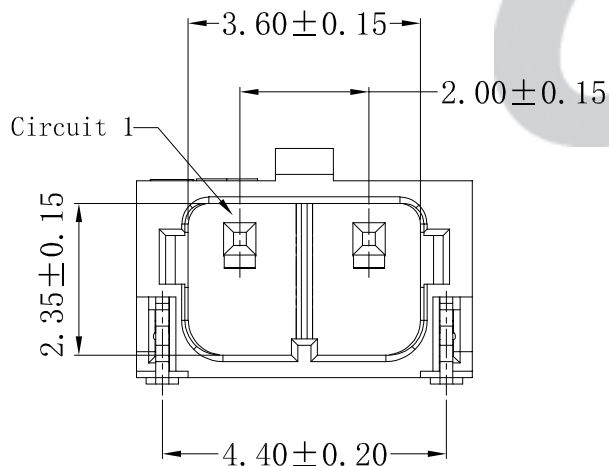


SPECIFICATION

- 1 Contact resistance:  $\leq 10m\Omega$
- 2 Insulation resistance:  $\geq 1000M\Omega$
- 3 Rated voltage: 350 V AC DC
- 4 Rated current: 3.0 A AC DC
- 5 Withstand Voltage: 1700V AC/minute
- 6 Temperature Range:  $-25^{\circ}C \sim +85^{\circ}C$

ORDER INFORMATION:

<b>A2020AWRR-02-F2MB-R</b>	
PART No.:	PACKAGING:
No. OF CIRCUITS:	R=Reel
02	PLATING:
PLASTIC MATERIAL:	B=Matte Sn
F2M=LCP (Nature)	



SUGGESTED PCB LAYOUT  
(COMPONENT SIDE)

专利产品

REV.	DATE	DESCRIPTION	APPD.	NO.	DESCRIPTION	QTY	MATERIAL	PLATING/COLOR
C/0	2022.11.30	统一标准 更新模版	黄羨程	③	Solder Tab	2	Phosphor Bronze	Matte Sn
B/0	2021.01.13	NEW RELEASE	徐广	②	Contacts	2	Phosphor Bronze	Matte Sn
				①	Insulator	1	LCP (UL94V-0)	Nature

Tolerance	X.X ±0.30
	X.XX ±0.20
	X.XXX ±0.10
Angle	±3.0°
UNIT:	mm

<b>CNJST 捷仕泰企业</b>	
Model No.: A2020AWRR-02-F2MB-R	
Model Name: 2.00mm pitch 90° WAFER-SMT TYPE	
	SCALE: FULL
	REVISION: C/0

Drawn: 黄羨程 2022.11.30
Checked: 吴丹平
Approved: 林旭芝
DWG NO.: CNJST/GCCP-0741