

RoHS Compliant

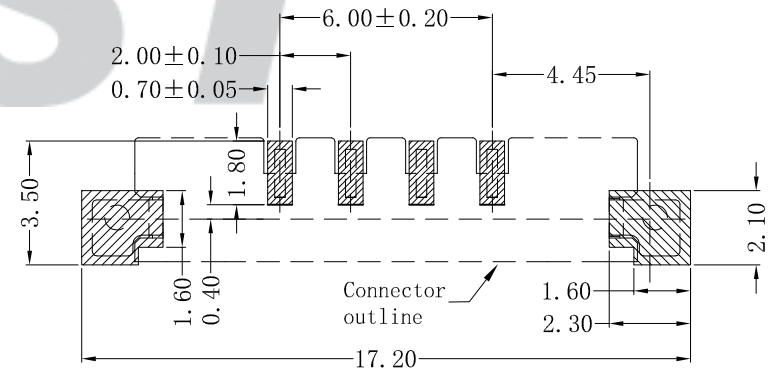
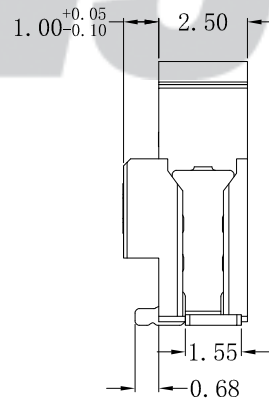
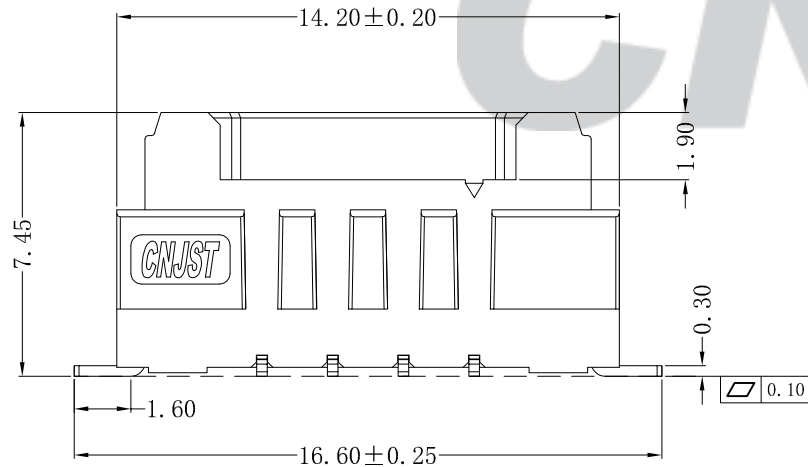
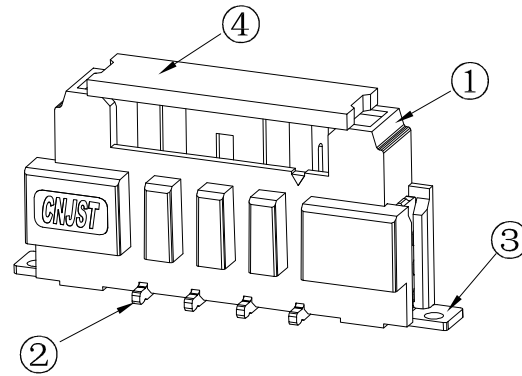
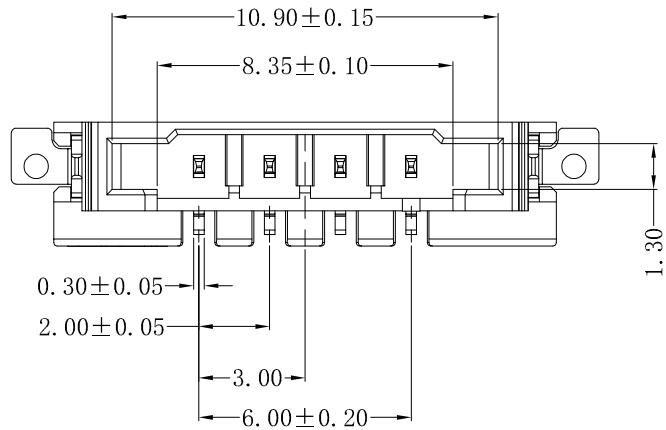
SPECIFICATION

- 1 Contact resistance: $\leq 30m\Omega$
- 2 Insulation resistance: $\geq 1000M\Omega$
- 3 Rated voltage: 300 V AC DC
- 4 Rated current: 2.0 A AC DC
- 5 Withstand Voltage: 250V AC/minute
- 6 Temperature Range: $-25^{\circ}C \sim +85^{\circ}C$

ORDER INFORMATION:

A2019AWV-04-F2MB-R-X

PART No.		X=Cap
No. OF CIRCUITS:	04	PACKAGING:
PLASTIC MATERIAL:	F2M=LCP (Nature)	R=REEL
		PLATING:
		B=Matte Sn



SUGGESTED PCB LAYOUT
(COMPONENT SIDE)

专利产品

REV.	DATE	DESCRIPTION	APPD.	NO.	DESCRIPTION	QTY	MATERIAL	PLATING/COLOR
				④	Cap	1	LCP (UL94V-0)	Nature
				③	Solder Tab	2	Brass	Matte Sn
C/0	2022. 11. 30	统一标准 更新模版	黄美程	②	Contacts	4	Phosphor Bronze	Matte Sn
B/0	2021. 09. 26	NEW RELEASE	徐广	①	Insulator	1	LCP (UL94V-0)	Nature

Tolerance	X.X ±0.30
	X.XX ±0.20
	X.XXX ±0.10
Angle	±3.0°
UNIT:	mm

CNJST 捷仕泰企业

Model No.: A2019AWV-04-F2MB-R-X

Model Name: 2.00mm PITCH 180° WAFER-SMT TYPE

SCALE: FULL

REVISION: C/0

Drawn: 黄美程 2022. 11. 30
Checked: 吴丹平
Approved: 林旭芝
DWG NO.: CNJST/GCCP-0750