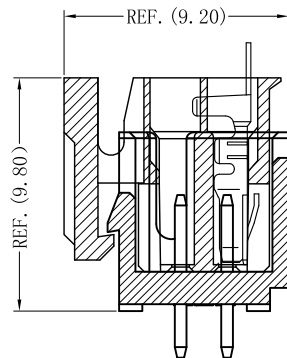
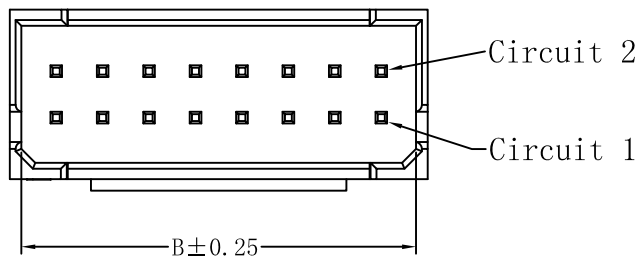


RoHS Compliant



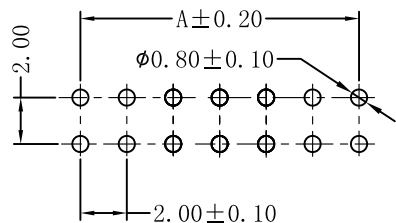
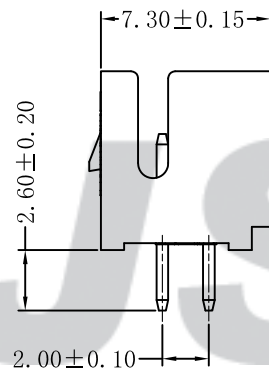
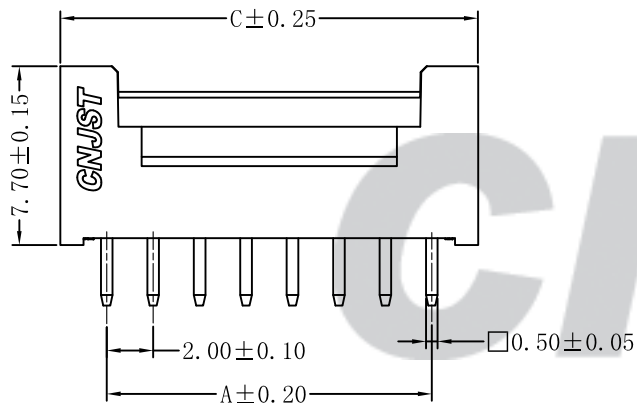
SPECIFICATION

- 1 Contact resistance: $\leq 30m\Omega$
- 2 Insulation resistance: $\geq 1000M\Omega$
- 3 Rated voltage: 250 V AC DC
- 4 Rated current: 3.0 A AC DC
- 5 Withstand Voltage: 1000V AC/minute
- 6 Temperature Range: $-25^{\circ}C \sim +85^{\circ}C$

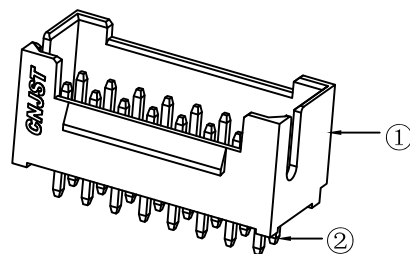
ORDER INFORMATION:

A2013A-*-A1MA-B-D**

PART No.:		D=Shorter PIN (L=2.60)
No. OF CIRCUITS:		PACKAGING: B=TRAY
202~220		PLATING: A=Tin-Plated
PLASTIC MATERIAL:		
A1M=PA66 (Nature)		



SUGGESTED PCB LAYOUT
(COMPONENT SIDE)



Circuits	Dimensions (mm)		
	A	B	C
202 (2X2)	2.00	4.90	6.00
203 (2X3)	4.00	6.90	8.00
204 (2X4)	6.00	8.90	10.00
205 (2X5)	8.00	10.90	12.00
206 (2X6)	10.00	12.90	14.00
207 (2X7)	12.00	14.90	16.00
208 (2X8)	14.00	16.90	18.00
209 (2X9)	16.00	18.90	20.00
210 (2X10)	18.00	20.90	22.00
211 (2X11)	20.00	22.90	24.00
212 (2X12)	22.00	24.90	26.00
213 (2X13)	24.00	26.90	28.00
214 (2X14)	26.00	28.90	30.00
215 (2X15)	28.00	30.90	32.00
216 (2X16)	30.00	32.90	34.00
217 (2X17)	32.00	34.90	36.00
218 (2X18)	34.00	36.90	38.00
219 (2X19)	36.00	38.90	40.00
220 (2X20)	38.00	40.90	42.00

REV.	DATE	DESCRIPTION	APPD.	NO.	DESCRIPTION	QTY	MATERIAL	PLATING/COLOR
C/0	2023.05.23	NEW RELEASE	李浩然	②	Contacts	4~40	Brass	Tin-Plated
				①	Insulator	1	PA9T (UL94V-0)	Nature

Tolerance	X.X ±0.30
	X.XX ±0.20
	X.XXX ±0.10
Angle	±3.0°
UNIT:	mm

CNJST 捷仕泰企业

Model No.: A2013A-***-A1MA-B-D

Model Name: 2.00mm PITCH 180° WAFER

SCALE: FULL REVISION: C/0

Drawn:	李浩然 2023.05.23
Checked:	吴丹平
Approved:	林旭芝
DWG NO.	CNJST/GCCP-0604