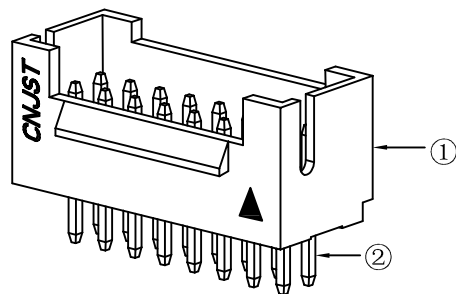


RoHS Compliant



**SPECIFICATION**

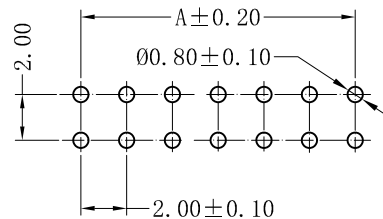
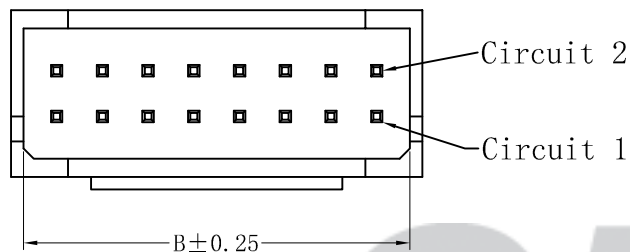
- 1 Contact resistance:  $\leq 30m\Omega$
- 2 Insulation resistance:  $\geq 1000M\Omega$
- 3 Rated voltage: 250 V AC DC
- 4 Rated current: 3.0 A AC DC
- 5 Withstand Voltage: 1000V AC/minute
- 6 Temperature Range:  $-25^{\circ}C \sim +85^{\circ}C$

**ORDER INFORMATION:**

**A2009A-\*\*\*-A1MA-B-D**

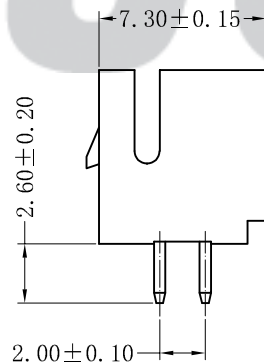
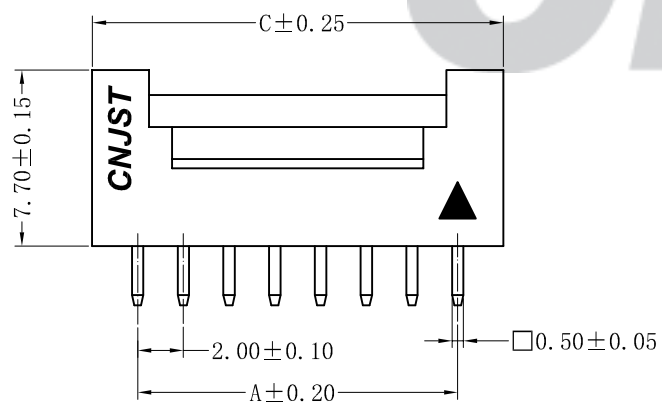
PART No. \_\_\_\_\_  
 No. OF CIRCUITS: \_\_\_\_\_  
 2X2~2X20  
 PLASTIC MATERIAL: \_\_\_\_\_  
 AIM=PA66 (Nature)

D=Shorter PIN (L=2.60)  
 PACKAGING: \_\_\_\_\_  
 B=TRAY  
 PLATING: \_\_\_\_\_  
 A=Tin-Plated



**SUGGESTED PCB LAYOUT  
(COMPONENT SIDE)**

Circuits	Dimensions (mm)		
	A	B	C
202 (2X2)	2.00	4.90	6.00
203 (2X3)	4.00	6.90	8.00
204 (2X4)	6.00	8.90	10.00
205 (2X5)	8.00	10.90	12.00
206 (2X6)	10.00	12.90	14.00
207 (2X7)	12.00	14.90	16.00
208 (2X8)	14.00	16.90	18.00
209 (2X9)	16.00	18.90	20.00
210 (2X10)	18.00	20.90	22.00
211 (2X11)	20.00	22.90	24.00
212 (2X12)	22.00	24.90	26.00
213 (2X13)	24.00	26.90	28.00
214 (2X14)	26.00	28.90	30.00
215 (2X15)	28.00	30.90	32.00
216 (2X16)	30.00	32.90	34.00
217 (2X17)	32.00	34.90	36.00
218 (2X18)	34.00	36.90	38.00
219 (2X19)	36.00	38.90	40.00
220 (2X20)	38.00	40.90	42.00



专利产品

Tolerance X.X ±0.30 X.XX ±0.20 X.XXX ±0.10 Angle ±3.0°	<b>CNJST 捷仕泰企业</b>		Drawn: 黄美程 2022.11.18
	Model No.: A2009A-***-A1MA-B-D		Checked: 吴丹平
	Model Name: 2.00mm PITCH 180° WAFER		Approved: 林旭芝
UNIT: mm		SCALE: FULL	REVISION: C/0
DWG NO.: CNJST/GCCP-0205			

REV.	DATE	DESCRIPTION	APPD.	NO.	DESCRIPTION	QTY	MATERIAL	PLATING/COLOR
C/0	2022.11.18	统一标准 更新模版	黄美程	②	Contacts	4~40	Brass	Tin-Plated
B/0	2017.11.10	NEW RELEASE	黄金林	①	Insulator	1	PA66 (UL94V-0)	Nature