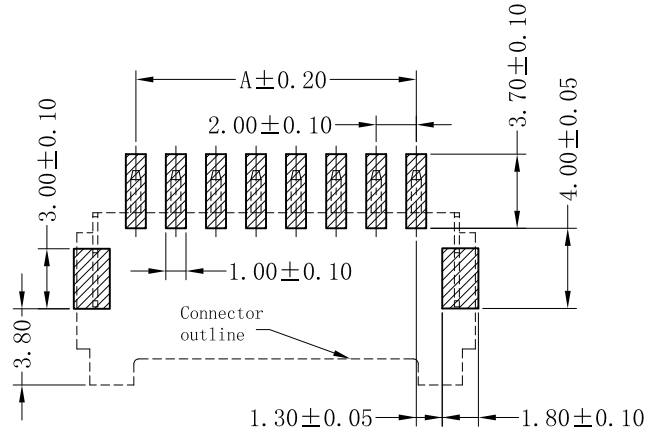
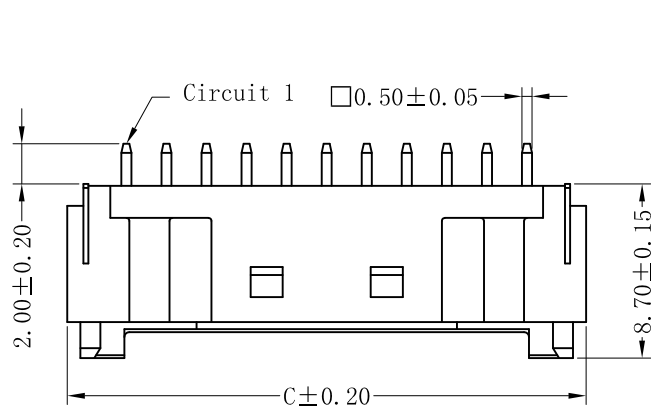
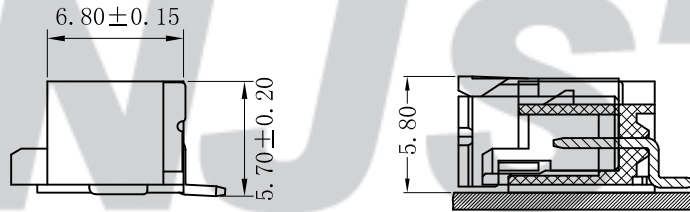
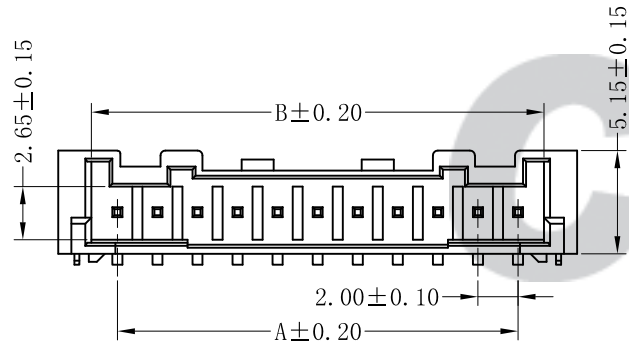


RoHS Compliant



SUGGESTED PCB LAYOUT
(COMPONENT SIDE)



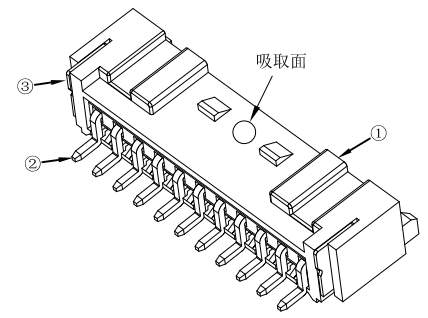
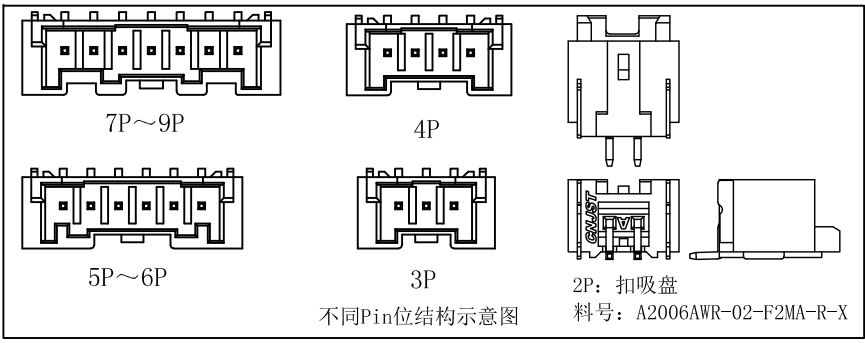
SPECIFICATION

- 1 Contact resistance: $\leq 10\text{m}\Omega$
- 2 Insulation resistance: $\geq 1000\text{M}\Omega$
- 3 Rated voltage: 250 V AC DC
- 4 Rated current: 3.0 A AC DC
- 5 Withstand Voltage: 800V AC/minute
- 6 Temperature Range: $-25^{\circ}\text{C} \sim +85^{\circ}\text{C}$

ORDER INFORMATION:

PART No. A2006AWR-**-F2MA-R			
No. OF CIRCUITS: 02~15		PACKAGING: R=Reel	
PLASTIC MATERIAL: F2M=LCP		PLATING: A=Tin-plated	

Circuits	Dimensions (mm)		
	A	B	C
02	2.00	4.60	7.90
03	4.00	6.60	9.90
04	6.00	8.60	11.90
05	8.00	10.60	13.90
06	10.00	12.60	15.90
07	12.00	14.60	17.90
08	14.00	16.60	19.90
09	16.00	18.60	21.90
10	18.00	20.60	23.90
11	20.00	22.60	25.90
12	22.00	24.60	27.90
13	24.00	26.60	29.90
14	26.00	28.60	31.90
15	28.00	30.60	33.90



专利产品

REV.	DATE	DESCRIPTION	APPD.	NO.	DESCRIPTION	QTY	MATERIAL	PLATING/COLOR
C/0	2022.07.20	统一标准, 更新模板	王程伟	③	Solder Tab	2	Brass	Tin-plated
B/0	2020.01.06	NEW RELEASE		②	Contacts	2~15	Brass	Tin-plated
REV.	DATE	DESCRIPTION	APPD.	①	Insulator	1	LCP (UL94V-0)	Nature

Tolerance	X.X ±0.30
	X.XX ±0.20
	X.XXX ±0.10
Angle	±3.0°
UNIT:	mm

CNJST 捷仕泰企业

Model No.: A2006AWR-**-F2MA-R

Model Name: 2.00mm PITCH 90° WAFER-SMT TYPE

SCALE: FULL REVISION: C/0

Drawn: 王程伟 2022.07.20
Checked: 吴丹平
Approved: 林旭芝
DWG NO. CNJST/GCCP-0172