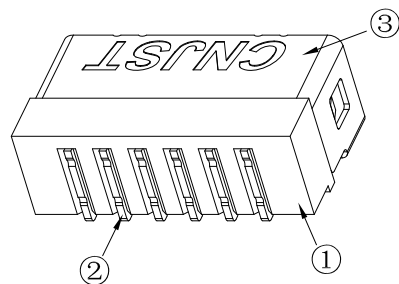
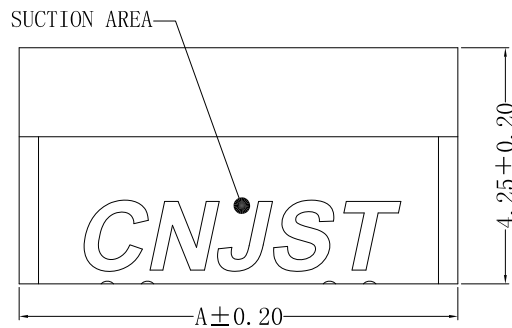


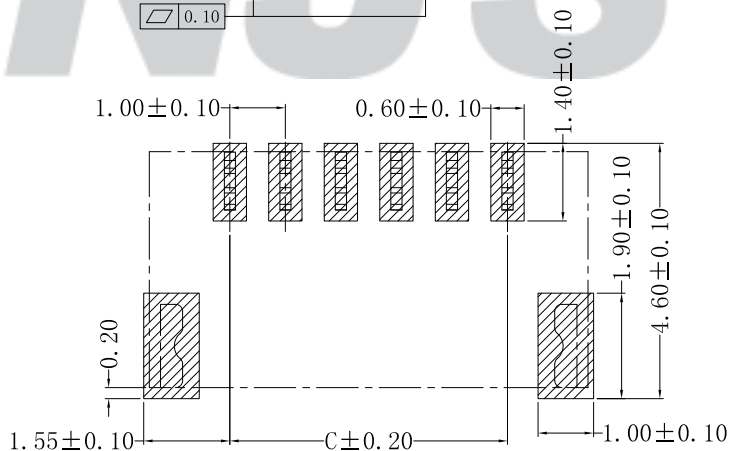
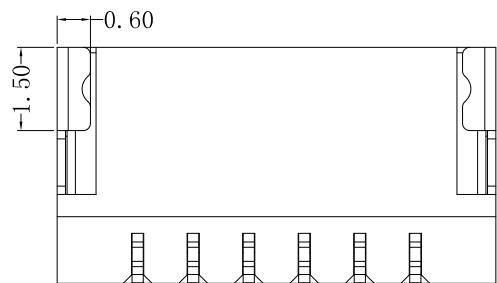
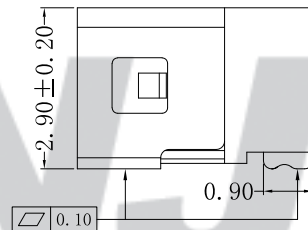
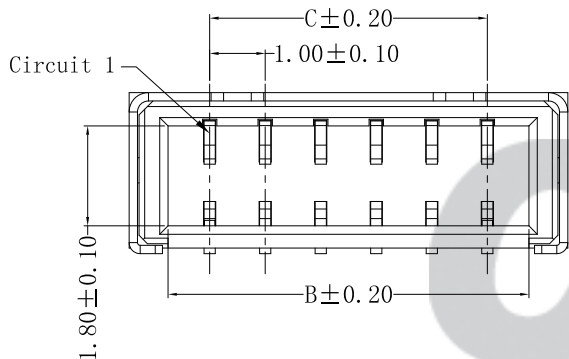
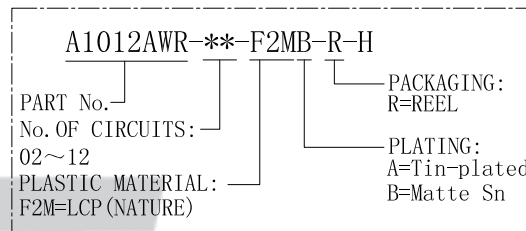
RoHS Compliant



SPECIFICATION

- 1 Contact resistance:  $\leq 20m\Omega$
- 2 Insulation resistance:  $\geq 100M\Omega$
- 3 Rated voltage: 150 V AC DC
- 4 Rated current: 1.0 A AC DC
- 5 Withstand Voltage: 500V AC/minute
- 6 Temperature Range:  $-25^{\circ}C \sim +85^{\circ}C$

ORDER INFORMATION:



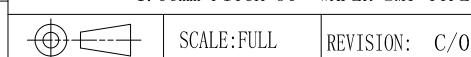
Circuits	Dimensions (mm)		
	A	B	C
02	3.90	2.50	1.00
03	4.90	3.50	2.00
04	5.90	4.50	3.00
05	6.90	5.50	4.00
06	7.90	6.50	5.00
07	8.90	7.50	6.00
08	9.90	8.50	7.00
09	10.90	9.50	8.00
10	11.90	10.50	9.00
11	12.90	11.50	10.00
12	13.90	12.50	11.00

SUGGESTED PCB LAYOUT  
(COMPONENT SIDE)

Tolerance
X.X ±0.30
X.XX ±0.20
X.XXX ±0.10
Angle ±3.0°
UNIT: mm

**CNJST** 捷仕泰企业

Model No.: A1012AWR-\*\*-F2MB-R-H  
Model Name: 1.00mm PITCH 90° WAFER-SMT TYPE



Drawn: 王丽君 2022.08.19

Checked: 吴丹平

Approved: 林旭芝

DWG NO. CNJST/GCCP-0392

REV.	DATE	DESCRIPTION	APPD.	NO.	DESCRIPTION	QTY	MATERIAL	PLATING/COLOR
C/0	2022.08.19	统一标准 更新模版	王丽君	③	Solder Tab	2	Phosphor Bronze	Matte Sn
B/0	2018.08.21	NEW RELEASE	黄金林	②	Contacts	2~12	Phosphor Bronze	Matte Sn
				①	Insulator	1	LCP	Nature

专利产品