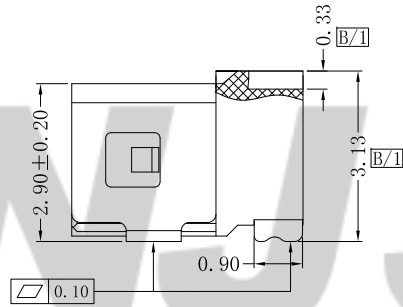
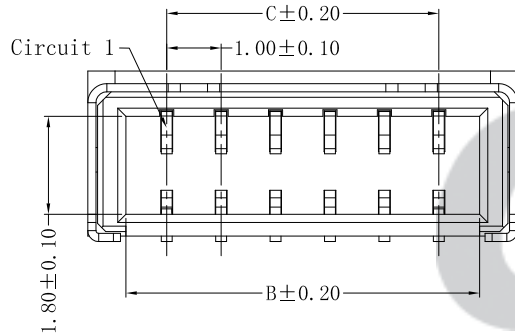
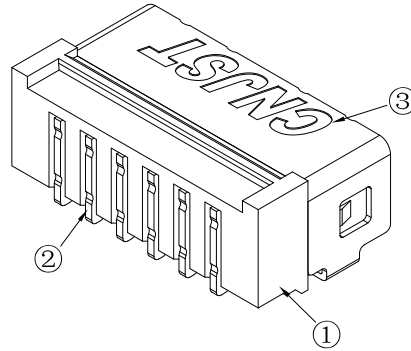
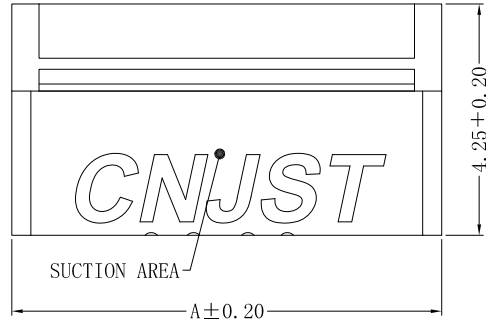


RoHS Compliant



SPECIFICATION

- 1 Contact resistance: $\leq 20\text{m}\Omega$
- 2 Insulation resistance: $\geq 100\text{M}\Omega$
- 3 Rated voltage: 150 V AC DC
- 4 Rated current: 1.0 A AC DC
- 5 Withstand Voltage: 500V AC/minute
- 6 Temperature Range: $-25^{\circ}\text{C} \sim +85^{\circ}\text{C}$

ORDER INFORMATION:

A1010AWRR-**-F2MB-R-H

PART No.

No. OF CIRCUITS:

02~12

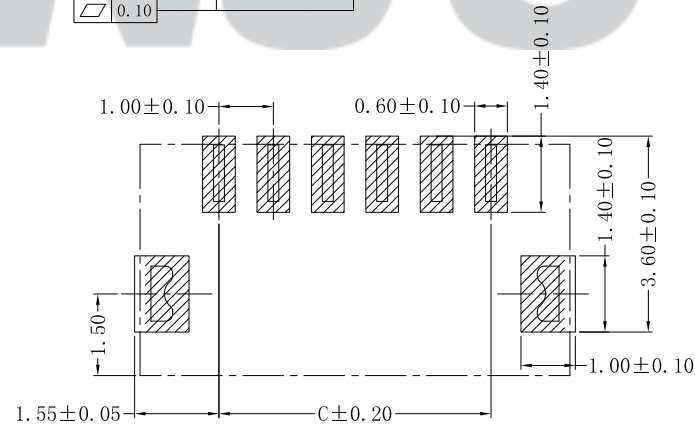
PLASTIC MATERIAL:

F2M=LCP (Nature)

PACKAGING:
R=REEL

PLATING:
A=Tin-plated
B=Matte Sn

Circuits	Dimensions (mm)		
	A	B	C
02	3.90	2.50	1.00
03	4.90	3.50	2.00
04	5.90	4.50	3.00
05	6.90	5.50	4.00
06	7.90	6.50	5.00
07	8.90	7.50	6.00
08	9.90	8.50	7.00
09	10.90	9.50	8.00
10	11.90	10.50	9.00
11	12.90	11.50	10.00
12	13.90	12.50	11.00



SUGGESTED PCB LAYOUT
(COMPONENT SIDE)

C/O	2022.08.12	统一标准 更新模版	王丽君	③	Solder Tab	2	Phosphor Bronze	Matte Sn
B/1	2021.03.26	挂钩优化, ECR: JST2021004	黄美程	②	Contacts	2~12	Phosphor Bronze	Matte Sn
B/0	2018.08.21	NEW RELEASE	黄金林	①	Insulator	1	LCP	Nature
REV.	DATE	DESCRIPTION	APPD.	NO.	DESCRIPTION	QTY	MATERIAL	PLATING/COLOR

Tolerance
X.X ± 0.30
X.XX ± 0.20
X.XXX ± 0.10
Angle $\pm 3.0^{\circ}$

UNIT: mm

CNJST 捷仕泰企业

Model No.: A1010AWRR-**-F2MB-R-H

Model Name: 1.00mm PITCH 90° WAFER-SMT TYPE



SCALE: FULL

REVISION: C/0

Drawn: 王丽君 2022.08.12

Checked: 吴丹平

Approved: 林旭芝

DWG NO. CNJST/GCCP-0387

专利产品