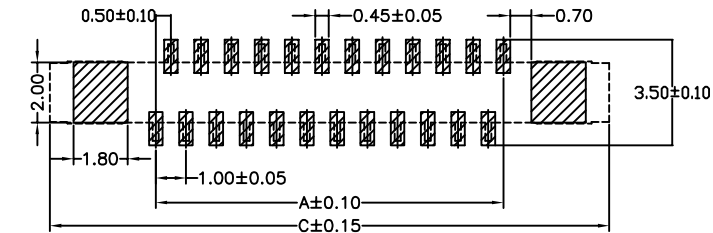
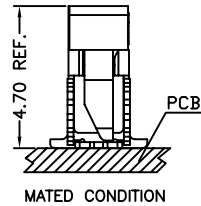
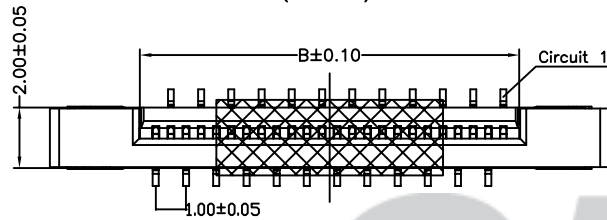


RoHS Compliant

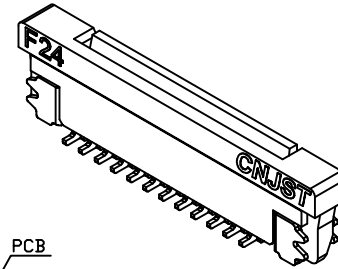
成品图



SUGGESTED PCB LAYOUT (TOP VIEW)



MATED CONDITION



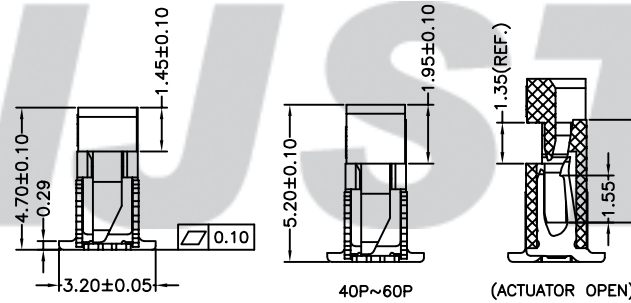
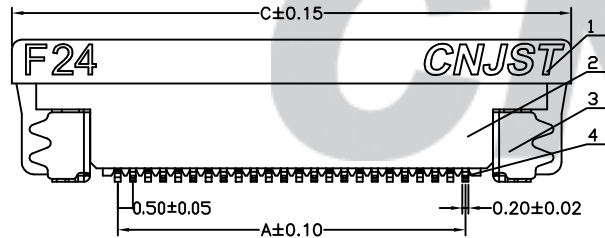
SPECIFICATION

- 1 Contact resistance:  $\leq 30m\Omega$
- 2 Insulation resistance:  $\geq 500M\Omega$
- 3 Rated voltage: 50 V AC DC
- 4 Rated current: 0.5 A AC DC
- 5 Withstand Voltage: 500V AC/minute
- 6 Temperature Range:  $-25^{\circ}C \sim +105^{\circ}C$

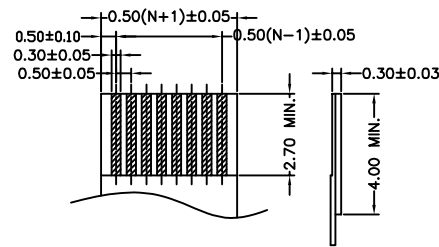
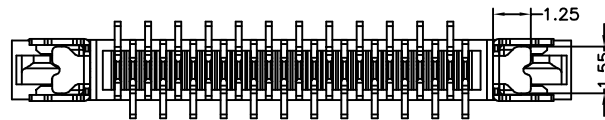
ORDER INFORMATION:

F0503AWV-\*\*-B2MA-\*\*-\*\*

Part No. \_\_\_\_\_ SPECIAL CODE: \_\_\_\_\_  
 No. of Circuits: \_\_\_\_\_ M=Mylar  
 04~60 \_\_\_\_\_ PACKAGING: \_\_\_\_\_  
 PLASTIC MATERIAL: \_\_\_\_\_ R=Reel  
 B2M=PA46+PPS \_\_\_\_\_ PLATING: \_\_\_\_\_  
 A=Tin-plated  
 C=Gold-plated



(ACTUATOR OPEN)



RECOMMENDED FFC/FPC DIMENSION

Circuit No.	Dimensions			Circuit No.	Dimensions		
	A	B	C		A	B	C
04P	1.50	2.55	8.50	33P	16.00	17.05	23.00
05P	2.00	3.05	9.00	34P	16.50	17.55	23.50
06P	2.50	3.55	9.50	35P	17.00	18.05	24.00
07P	3.00	4.05	10.00	36P	17.50	18.55	24.50
08P	3.50	4.55	10.50	37P	18.00	19.05	25.00
09P	4.00	5.05	11.00	38P	18.50	19.55	25.50
10P	4.50	5.55	11.50	39P	19.00	20.05	26.00
11P	5.00	6.05	12.00	40P	19.50	20.55	26.50
12P	5.50	6.55	12.50	41P	20.00	21.05	27.00
13P	6.00	7.05	13.00	42P	20.50	21.55	27.50
14P	6.50	7.55	13.50	43P	21.00	22.05	28.00
15P	7.00	8.05	14.00	44P	21.50	22.55	28.50
16P	7.50	8.55	14.50	45P	22.00	23.05	29.00
17P	8.00	9.05	15.00	46P	22.50	23.55	29.50
18P	8.50	9.55	15.50	47P	23.00	24.05	30.00
19P	9.00	10.05	16.00	48P	23.50	24.55	30.50
20P	9.50	10.55	16.50	49P	24.00	25.05	31.00
21P	10.00	11.05	17.00	50P	24.50	25.55	31.50
22P	10.50	11.55	17.50	51P	25.00	26.05	32.00
23P	11.00	12.05	18.00	52P	25.50	26.55	32.50
24P	11.50	12.55	18.50	53P	26.00	27.05	33.00
25P	12.00	13.05	19.00	54P	26.50	27.55	33.50
26P	12.50	13.55	19.50	55P	27.00	28.05	34.00
27P	13.00	14.05	20.00	56P	27.50	28.55	34.50
28P	13.50	14.55	20.50	57P	28.00	29.05	35.00
28P	14.00	15.05	21.00	58P	28.50	29.55	35.50
30P	14.50	15.55	21.50	59P	29.00	30.05	36.00
31P	15.00	16.05	22.00	60P	29.50	30.55	36.50
32P	15.50	16.55	22.50				

B/O 2016.05.18 NEW RELEASE				④ Locker 1 PPS (UL94V-0) Nature (Brown)	Tolerance X.X ±0.30 X.XX ±0.20 X.XXX ±0.10 Angle ±3.0°	Model Name: 0.50mm 180° SMT ZIP Upside FFC/FPC Connectors		Drawn: 蔡忠忠 2016.05.18
REV.	DATE	DESCRIPTION	APPD.	③ Solder Tab 2 Phosphor Bronze Tin-plated		Model No: F0503AWV-**-B2MA-*		
				② Contacts 4~60 Phosphor Bronze Tin-plated	UNIT: mm	SCALE: FULL REVISION: B/0		Approved: 刘祚杰
				① Insulator 1 PA46 (UL94V-0) Nature		CNJST 浙江捷仕泰电子有限公司		
				NO. DESCRIPTION QTY MATERIAL PLATING/COLOR	ZHEJIANG JIESHITAI ELECTRONIC CO., LTD			