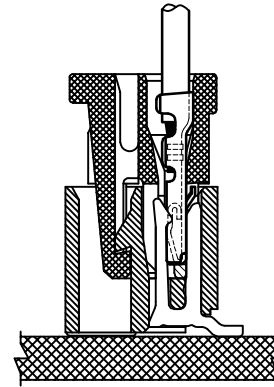
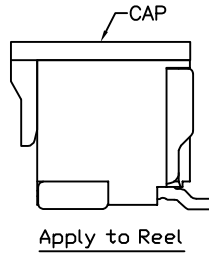
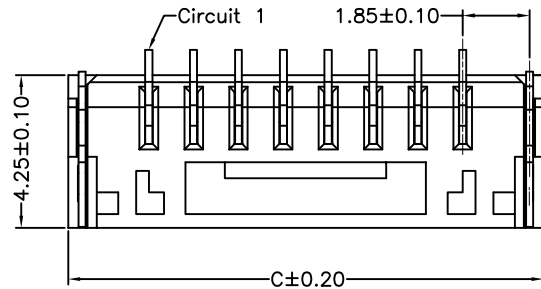


RoHS Compliant

成品图



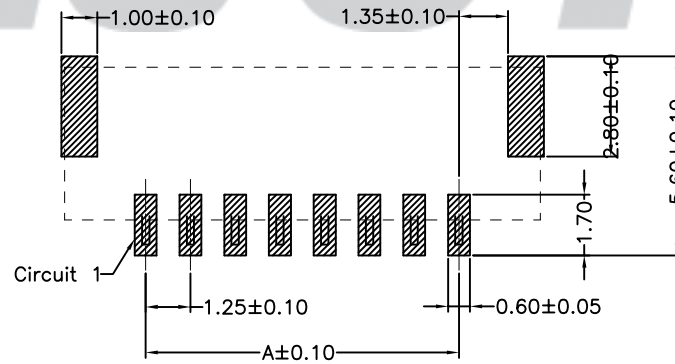
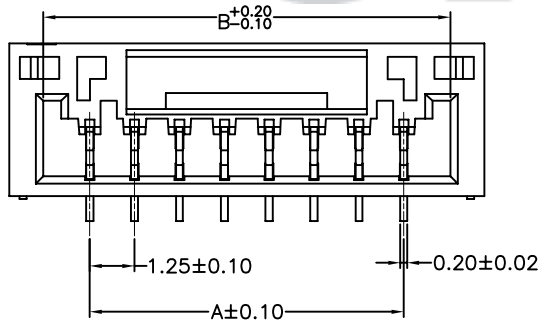
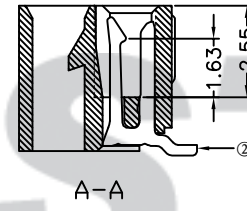
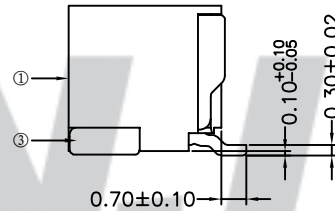
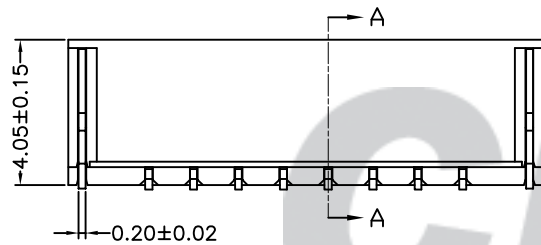
SPECIFICATION

- 1 Contact resistance: $\leq 30m\Omega$
- 2 Insulation resistance: $\geq 100M\Omega$
- 3 Rated voltage: 50 V AC DC
- 4 Rated current: 1 A AC DC
- 5 Withstand Voltage: 500V AC/minute
- 6 Temperature Range: $-25^{\circ}C \sim +85^{\circ}C$

ORDER INFORMATION:

A1258AWV--F2MA-R-X**

PART No.:		SPECIAL CODE:	X=CAP
No. OF CIRCUITS:	02~15	PACKAGING:	R=REEL
PLASTIC MATERIAL:	F2M=LCP (Nature)	PLATING:	A=Tin-Plated



SUGGESTED PCB LAYOUT
(COMPONENT SIDE)

Circuit	Dimensions (mm)		
	A	B	C
02	1.25	3.85	5.75
03	2.50	5.10	7.00
04	3.75	6.35	8.25
05	5.00	7.60	9.50
06	6.25	8.85	10.75
07	7.50	10.10	12.00
08	8.75	11.35	13.25
09	10.00	12.60	14.50
10	11.25	13.85	15.75
11	12.50	15.10	17.00
12	13.75	16.35	18.25
13	15.00	17.60	19.50
14	16.25	18.85	20.75
15	17.50	20.10	22.00

专利产品

REV.	DATE	DESCRIPTION	APPD.
B/0	2016.04.12	NEW RELEASE	

NO.	DESCRIPTION	QTY	MATERIAL	PLATING/COLOR
④	Cap	1	LCP (UL94V-0)	Beige
③	Solder Tabs	2	Brass	Tin-plated
②	Contacts	2~15	Phosphor Bronze	Tin-plated
①	Insulator	1	LCP (UL94V-0)	Nature

Tolerance	
X.X	±0.30
X.XX	±0.20
X.XXX	±0.10
Angle	±3.0°

Model Name: 1.25mm pitch 180° WAFER-SMT TYPE
Model No: A1258AWV-**-F2MA-R-X

SCALE: FULL REVISION: B/0

CNJST 浙江捷仕泰电子有限公司
 ZHEJIANG JIESHITAI ELECTRONIC CO., LTD

Drawn: 张育斌 2016.04.13
 Checked: 林旭芝
 Approved: 刘祥杰
 DWG NO. CNJST/GCCP-0270