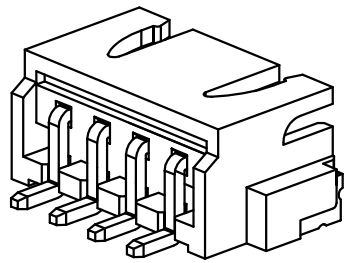


RoHS Compliant

成品图



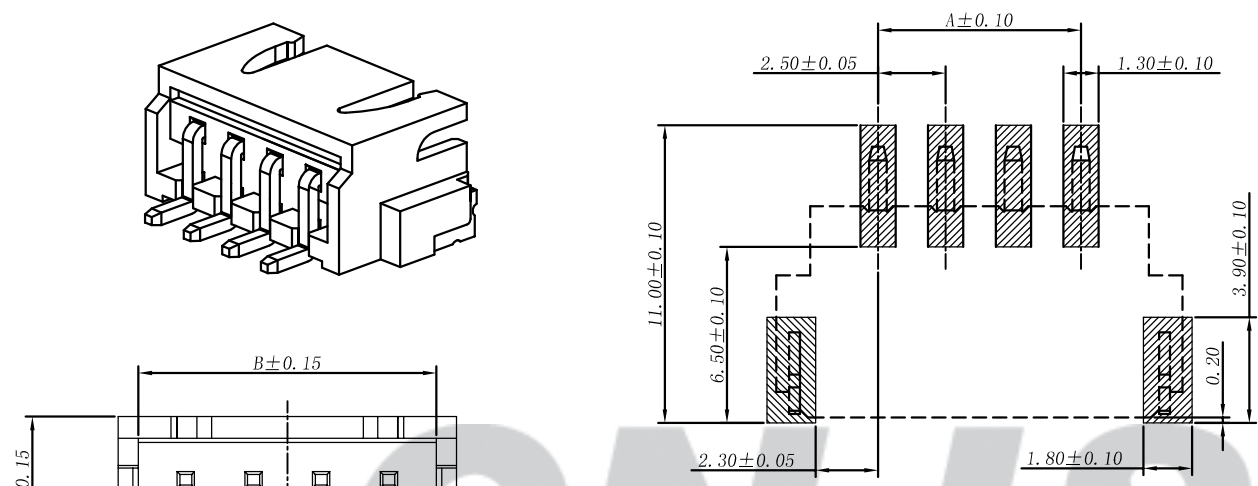
SPECIFICATION

- 1 Contact resistance: $\leq 20m\Omega$
- 2 Insulation resistance: $\geq 1000M\Omega$
- 3 Rated voltage: 250 V AC DC
- 4 Rated current: 3.0 A AC DC
- 5 Withstand Voltage: 1000V AC/minute
- 6 Temperature Range: $-25^{\circ}C \sim +85^{\circ}C$

ORDER INFORMATION:

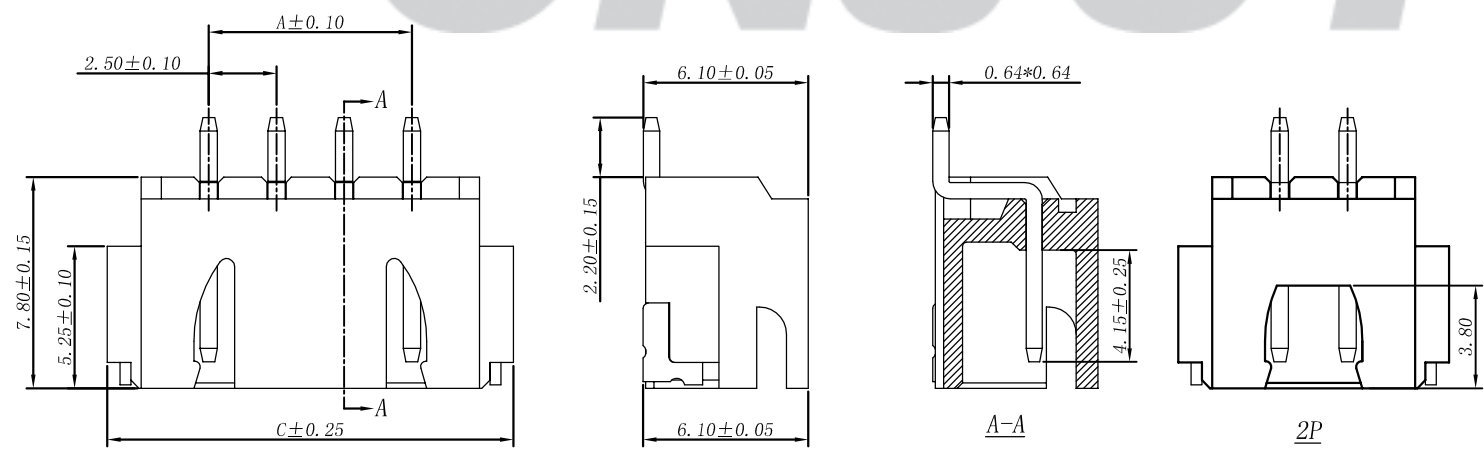
A2501AWR--F2MA-R**

PART No. No. OF CIRCUITS: PACKAGING:
02~18 R=Reel
 PLASTIC MATERIAL: PLATING:
 F2M=LCP(Nature) A=Tin-Plated



PCB LAYOUT

Circuits	Dimensions		
	A	B	C
02	2.50	6.00	10.00
03	5.00	8.50	12.50
04	7.50	11.00	15.00
05	10.00	13.50	17.50
06	12.50	16.00	20.00
07	15.00	18.50	22.50
08	17.50	21.00	25.00
09	20.00	23.50	27.50
10	22.50	26.00	30.00
11	25.00	28.50	32.50
12	27.50	31.00	35.00
13	30.00	33.50	37.50
14	32.50	36.00	40.00
15	35.00	38.50	42.50
16	37.50	41.00	45.00
17	40.00	43.50	47.50
18	42.50	46.00	50.00



专利产品

B/0	2016.04.12	NEW RELEASE	
REV.	DATE	DESCRIPTION	APPD.

③	Solder Tab	2	Brass	Tin-Plated
②	Contacts	02~18	Brass	Tin-Plated
①	Insulator	1	LCP(UL94V-0)	Nature
NO.	DESCRIPTION	QTY	MATERIAL	PLATING/COLOR

Tolerance	Model Name: 2.50mm pitch 90° WAFER-SMT TYPE
X.X ±0.30	Model No: A2501AWR-**-F2MA-R
X.XX ±0.20	
X.XXX ±0.10	
Angle ±3.0°	

SCALE: FULL REVISION: B/0

Drawn: 张育斌 2016.04.13

Checked: 林旭芝

Approved: 刘祚杰

DWG NO. CNJST/GCCP-0314

UNIT: mm

CNJST 浙江捷仕泰电子有限公司
 ZHEJIANG JIESHITAI ELECTRONIC CO., LTD