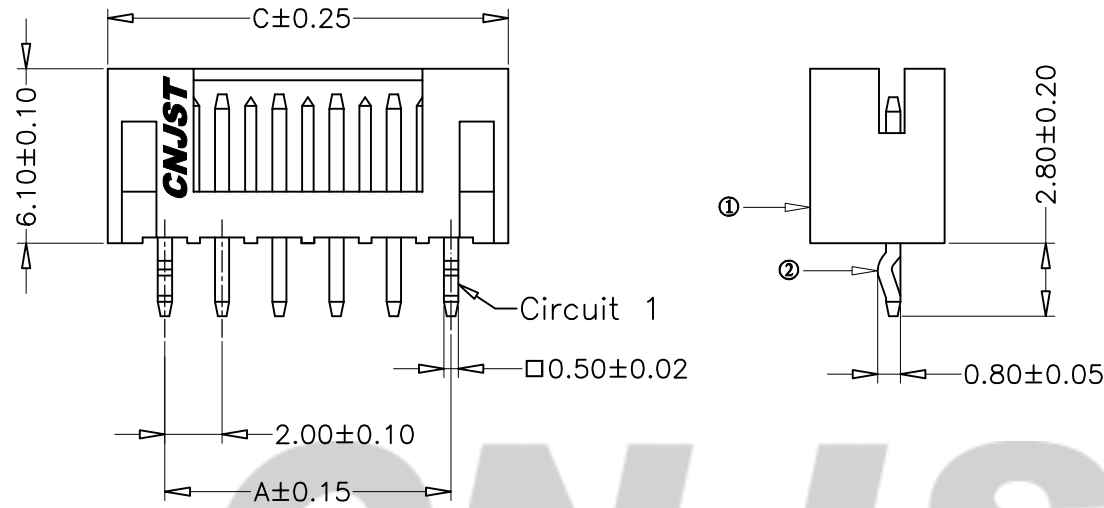


RoHS Compliant

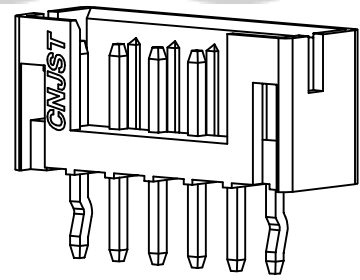
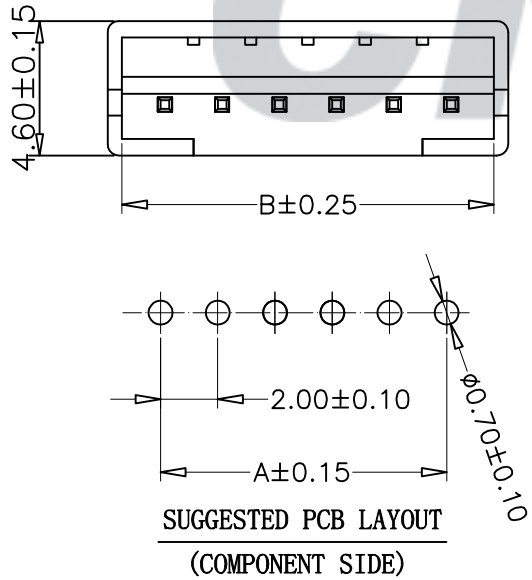
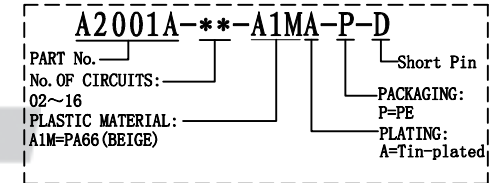
成品图



SPECIFICATION

- 1 Contact resistance: $\leq 10m\Omega$
- 2 Insulation resistance: $\geq 1000M\Omega$
- 3 Rated voltage: 100 V AC DC
- 4 Rated current: 2.0 A AC DC
- 5 Withstand Voltage: 800V AC/minute
- 6 Temperature Range: $-25^{\circ}C \sim +85^{\circ}C$

ORDER INFORMATION:



Circuits	Dimensions (mm)		
	A	B	C
02	2.00	5.00	6.00
03	4.00	7.00	8.00
04	6.00	9.00	10.00
05	8.00	11.00	12.00
06	10.00	13.00	14.00
07	12.00	15.00	16.00
08	14.00	17.00	18.00
09	16.00	19.00	20.00
10	18.00	21.00	22.00
11	20.00	23.00	24.00
12	22.00	25.00	26.00
13	24.00	27.00	28.00
14	26.00	29.00	30.00
15	28.00	31.00	32.00
16	30.00	33.00	34.00

Tolerance X.X ±0.30 X.XX ±0.20 X.XXX ±0.10 Angle ±3.0°	Model Name: 2.00mm PITCH 180° WAFER Model No: A2001A-**-A1MA-P-D	Drawn: 蔡忠忠 2016.05.04
UNIT: mm	SCALE: FULL REVISION: B/0	Checked: 林旭芝
	CNJST 浙江捷仕泰电子有限公司 ZHEJIANG JIESHITAI ELECTRONIC CO., LTD	Approved: 刘祚杰
		DWG NO. CNJST/GCCP-0046

REV.	DATE	DESCRIPTION	APPD.	NO.	DESCRIPTION	QTY	MATERIAL	PLATING/COLOR
B/O	2016.05.04	NEW RELEASE		②	Contacts	2~16	Brass	Tin-plated
				①	Insulator	1	PA66 (UL94V-0)	Nature