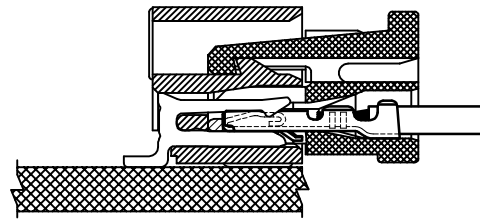
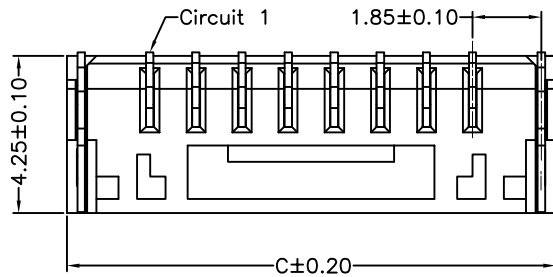


RoHS Compliant

成品图



嵌合状态

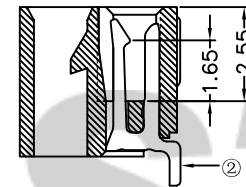
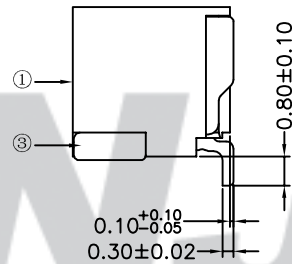
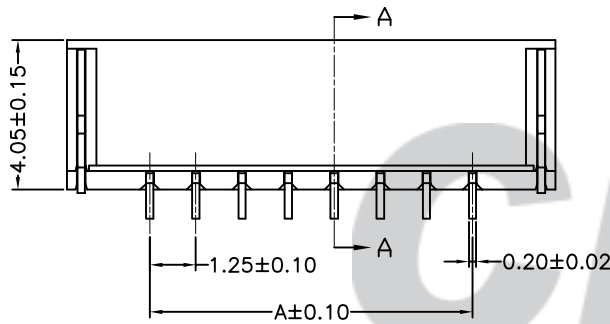
SPECIFICATION

- 1 Contact resistance: $\leq 30m\Omega$
- 2 Insulation resistance: $\geq 100M\Omega$
- 3 Rated voltage: 50 V AC DC
- 4 Rated current: 1.0 A AC DC
- 5 Withstand Voltage: 500V AC/minute
- 6 Temperature Range: $-25^{\circ}C \sim +85^{\circ}C$

ORDER INFORMATION:

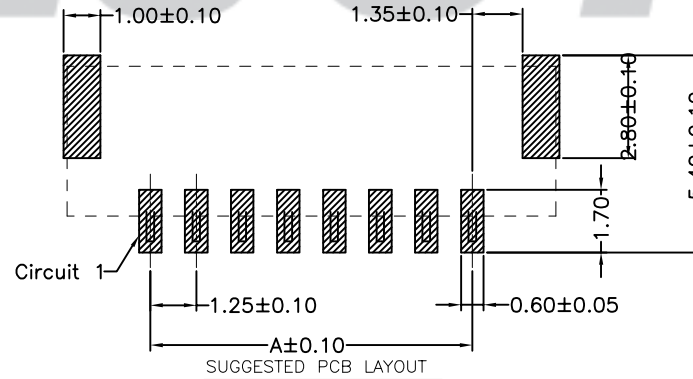
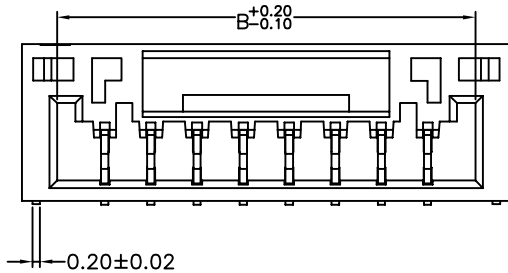
A1258AWR--F2MA-R**

PART No.		PACKAGING: R=REEL
No. OF CIRCUITS:	02~15	PLATING: A=Tin-Plated
PLASTIC MATERIAL:	F2M=LCP (Nature)	



A-A

Circuit	Dimensions (mm)		
	A	B	C
02	1.25	3.85	5.75
03	2.50	5.10	7.00
04	3.75	6.35	8.25
05	5.00	7.60	9.50
06	6.25	8.85	10.75
07	7.50	10.10	12.00
08	8.75	11.35	13.25
09	10.00	12.60	14.50
10	11.25	13.85	15.75
11	12.50	15.10	17.00
12	13.75	16.35	18.25
13	15.00	17.60	19.50
14	16.25	18.85	20.75
15	17.50	20.10	22.00



专利产品

REV.	DATE	DESCRIPTION	APPD.
B/0	2016.04.12	NEW RELEASE	

③	Solder Tabs	2	Brass	Tin-plated
②	Contacts	2~15	Phosphor Bronze	Tin-plated
①	Insulator	1	LCP (UL94V-0)	Nature
NO.	DESCRIPTION	QTY	MATERIAL	PLATING/COLOR

Tolerance	Model Name: 1.25mm pitch 90° WAFER-SMT TYPE
X.X ±0.30	Model No: A1258AWR-**-F2MA-R
X.XX ±0.20	
X.XXX ±0.10	
Angle ±3.0°	
UNIT: mm	

SCALE: FULL REVISION: B/0

CNJST 浙江捷仕泰电子有限公司
ZHEJIANG JIESHITAI ELECTRONIC CO., LTD

Drawn: 张育斌 2016.04.13

Checked: 林旭芝

Approved: 刘祚杰

DWG NO. CNJST/GCCP-0271