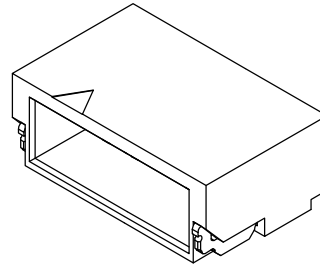


RoHS Compliant

成品图



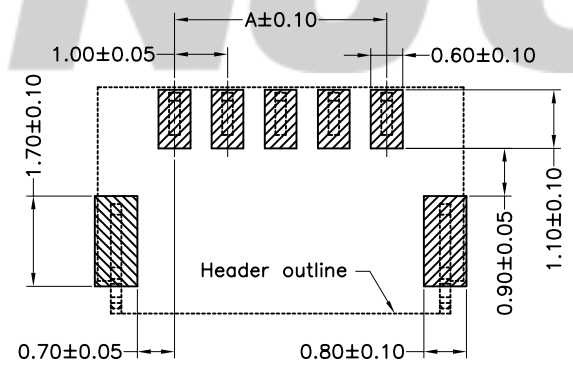
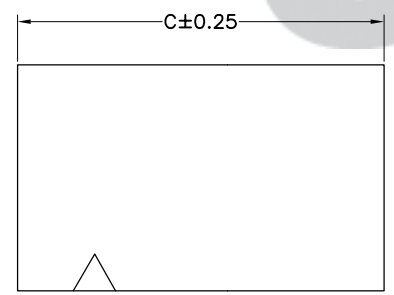
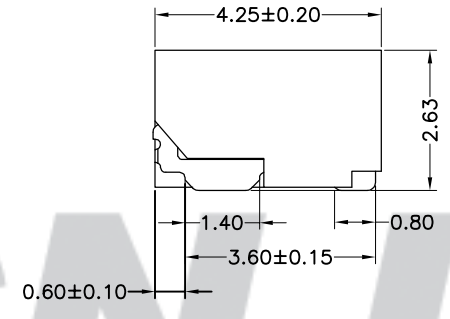
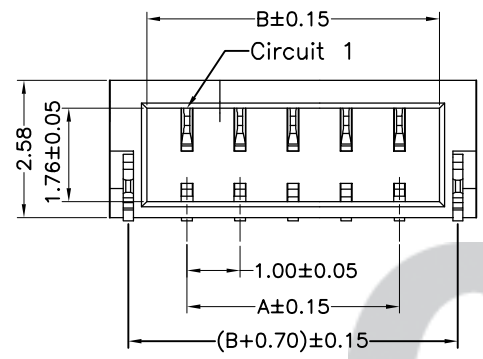
SPECIFICATION

- 1 Contact resistance: $\leq 20m\Omega$
- 2 Insulation resistance: $\geq 100M\Omega$
- 3 Rated voltage: 125 V AC DC
- 4 Rated current: 1.0 A AC DC
- 5 Withstand Voltage: 500V AC/minute
- 6 Temperature Range: $-25^{\circ}C \sim +85^{\circ}C$

ORDER INFORMATION:

A1009AWR--C1MB-R-H**

PART No.:		PACKAGING:	
No. OF CIRCUITS:		R=REEL	
02~20		PLATING:	
PLASTIC MATERIAL:		B=Matte Sn	
C1M=FR52 (Nature)			



Circuits	Dimensions		
	A	B	C
02	1.00	2.50	3.90
03	2.00	3.50	4.90
04	3.00	4.50	5.90
05	4.00	5.50	6.90
06	5.00	6.50	7.90
07	6.00	7.50	8.90
08	7.00	8.50	9.90
09	8.00	9.50	10.90
10	9.00	10.50	11.90
11	10.00	11.50	12.90
12	11.00	12.50	13.90
13	12.00	13.50	14.90
14	13.00	14.50	15.90
15	14.00	15.50	16.90
16	15.00	16.50	17.90
17	16.00	17.50	18.90
18	17.00	18.50	19.90
19	18.00	19.50	20.90
20	19.00	20.50	21.90

专利产品

B/02016.04.12	NEW RELEASE		
REV.	DATE	DESCRIPTION	APPD.

③	Solder Tabs	2	Phosphor Bronze	Mattn Sn
②	Material	02~20	Phosphor Bronze	Mattn Sn
①	Insulator	1	FR52 (UL94V-0)	Nature
NO.	DESCRIPTION	QTY	MATERIAL	PLATING/COLOR

Tolerance	
X.X	±0.30
X.XX	±0.20
X.XXX	±0.10
Angle	±3.0°
UNIT:	mm

Model Name: 1.00mm pitch 90° Single Row Wafer-SMT TYPE		SCALE: FULL	REVISION: B/0
Model No: A1009AWR-**-C1MB-R-H			
CNJUST 浙江捷仕泰电子有限公司 ZHEJIANG JIESHITAI ELECTRONIC CO., LTD			

Drawn: 张育斌 2016.04.12
Checked: 林旭芝
Approved: 刘祚杰
DWG NO. CNJST/GCCP-0284