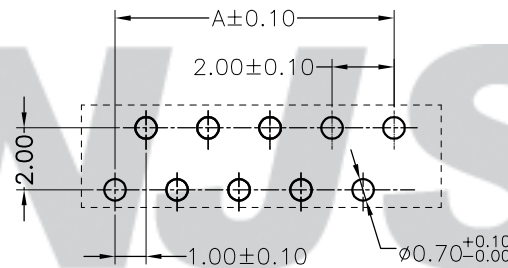
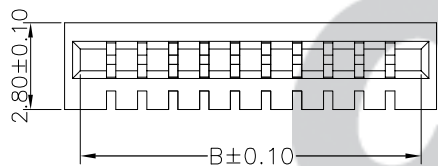
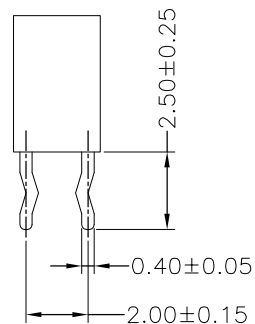
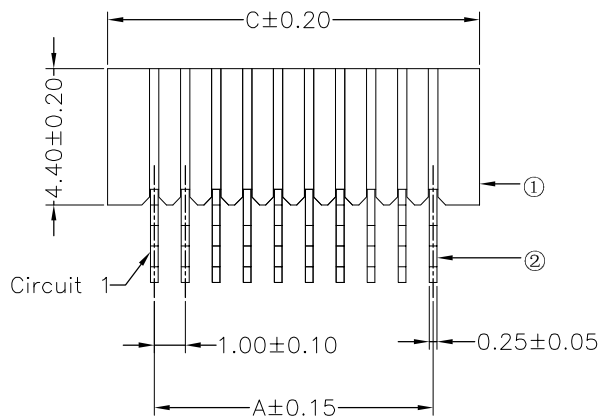
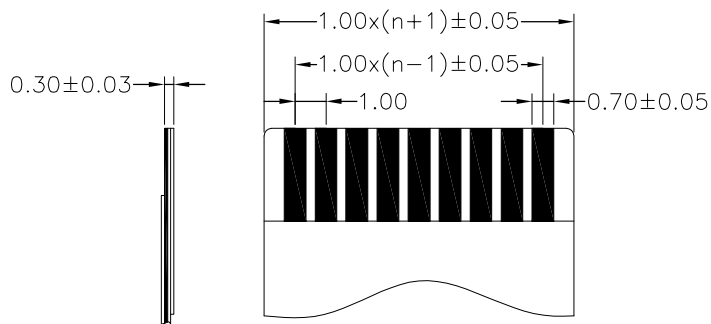


RoHS Compliant

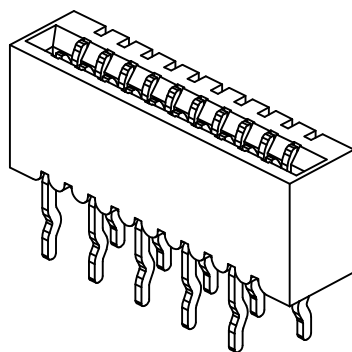
成品图



SUGGESTED PCB LAYOUT
(COMPONENT SIDE)



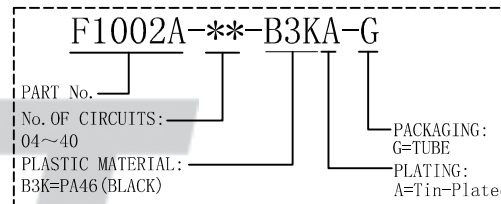
Accommodated FFC



SPECIFICATION

- Contact resistance: $\leq 30m\Omega$
- Insulation resistance: $\geq 500M\Omega$
- Rated voltage: 50 V AC DC
- Rated current: 0.5 A AC DC
- Withstand Voltage: 500V AC/minute
- Temperature Range: $-25^{\circ}C \sim +85^{\circ}C$

ORDER INFORMATION:



Circuits	Dimensions (mm)			Circuits	Dimensions (mm)		
	A	B	C		A	B	C
04	3.00	5.10	6.00	23	22.00	24.10	25.00
05	4.00	6.10	7.00	24	23.00	25.10	26.00
06	5.00	7.10	8.00	25	24.00	26.10	27.00
07	6.00	8.10	9.00	26	25.00	27.10	28.00
08	7.00	9.10	10.00	27	26.00	28.10	29.00
09	8.00	10.10	11.00	28	27.00	29.10	30.00
10	9.00	11.10	12.00	29	28.00	30.10	31.00
11	10.00	12.10	13.00	30	29.00	31.10	32.00
12	11.00	13.10	14.00	31	30.00	32.10	33.00
13	12.00	14.10	15.00	32	31.00	33.10	34.00
14	13.00	15.10	16.00	33	32.00	34.10	35.00
15	14.00	16.10	17.00	34	33.00	35.10	36.00
16	15.00	17.10	18.00	35	34.00	36.10	37.00
17	16.00	18.10	19.00	36	35.00	37.10	38.00
18	17.00	19.10	20.00	37	36.00	38.10	39.00
19	18.00	20.10	21.00	38	37.00	39.10	40.00
20	19.00	21.10	22.00	39	38.00	40.10	41.00
21	20.00	22.10	23.00	40	39.00	41.10	42.00
22	21.00	23.10	24.00				

Tolerance	Model Name: 1.00mm pitch 180° DIP ZIF FFC/FPC	Drawn: 张育斌 2016.06.11
X.X ±0.30	Model No: F1002A-**-B3KA-G	
X.XX ±0.20	SCALE: FULL REVISION: B/0	Checked: 林旭芝
X.XXX ±0.10		Approved: 刘祚杰
Angle ±3.0°		DWG NO. CNJST/GCCP-0233
UNIT: mm		CNJST 浙江捷仕泰电子有限公司 ZHEJIANG JIESHITAI ELECTRONIC CO., LTD

REV.	DATE	DESCRIPTION	APPD.	NO.	DESCRIPTION	QTY	MATERIAL	PLATING/COLOR
B/0	2016.04.12	NEW RELEASE		②	Contacts	04~40	Phosphor Bronze	Tin-plated
				①	Insulator	1	PA46 (UL94V-0)	Black