RoHS Compliant

成品图

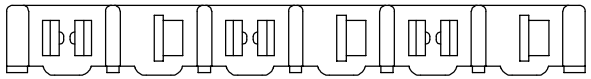

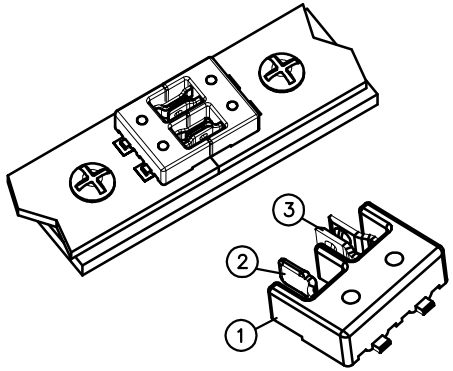

SPECIFICATION

1 Contact resistance: ≤20mΩ
2 Insulation resistance: ≥100MΩ
3 Rated voltage: 300 V AC DC
4 Rated current: 3.0 A AC DC
5 Withstand Voltage: 1600V AC/minute
6 Temperature Range:-40℃～ +105℃

ORDER INFORMATION:

B3001G-**-F2MA-R

- PART No.
- No. OF CIRCUITS:
- PLASTIC MATERIAL: F2M=LCP(NATURE)
- PLATING: A=Tin-plated
- PACKAGING: R=REEL

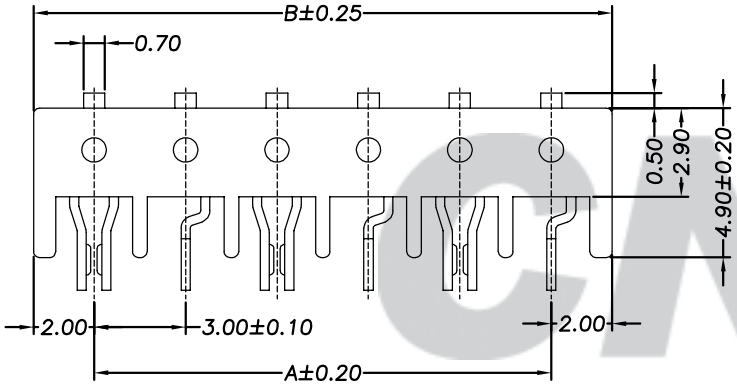

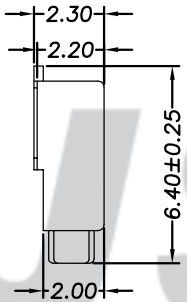

Circuits	Dimensions	
	A	B
02	3.00	7.00
04	9.00	13.00
06	15.00	19.00

Unit: mm

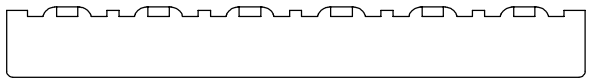

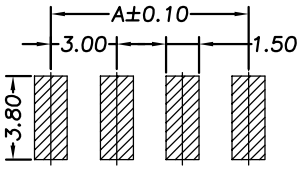

SUGGESTED PCB LAYOUT
(COMPONENT SIDE)

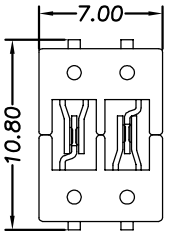

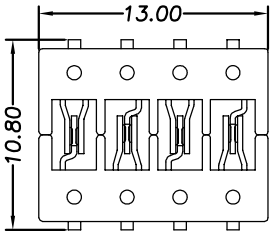

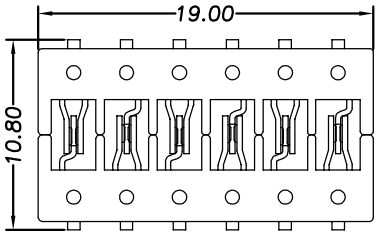

注：该产品为公母座同款，直接配对

REV.	DATE	DESCRIPTION	APPD.
B/0	2016.04.12	NEW RELEASE	

NO.	DESCRIPTION	QTY	MATERIAL	PLATING/COLOR
③	Contacts-2	—	Phosphor Bronze	Tin-plated
②	Contacts-1	—	Phosphor Bronze	Tin-plated
①	Insulator	1	LCP(UL94V-0)	Nature

Tolerance
X.X ±0.30
X.XX ±0.20
X.XXX ±0.10
Angle ±3.0°

UNIT: mm

Model Name: 3.00mm pitch BTB FEMALE SMT R/A TYPE
Model No: B3001G-**-F2MA-R

SCALE: FULL | REVISION: B/0

CNJST 浙江捷仕泰电子有限公司
ZHEJIANG JIESHITAI ELECTRONIC CO., LTD

Drawn: 张育斌 2016.04.13
Checked: 林旭芝
Approved: 刘祚杰
DWG NO. CNJST/GCCP-0319

CNJST