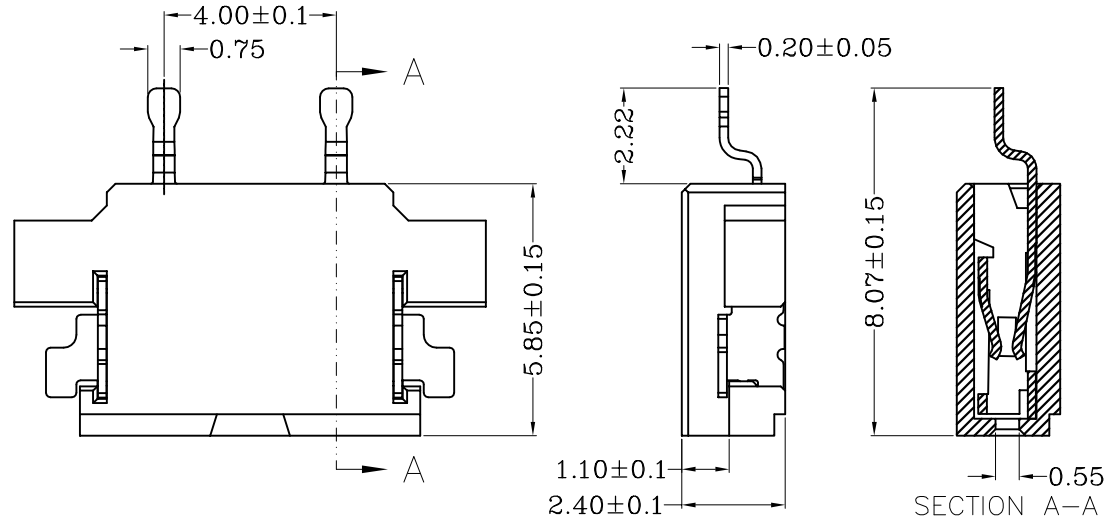


RoHS Compliant

成品图



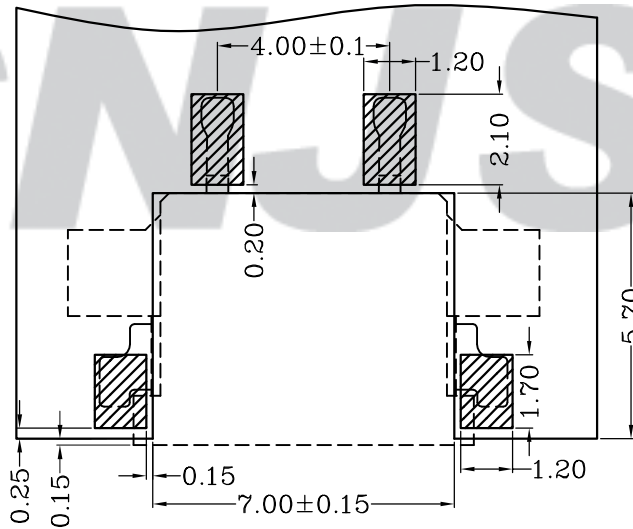
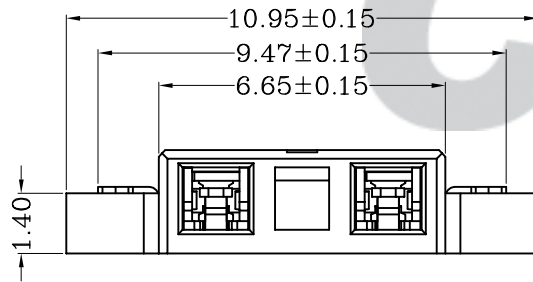
SPECIFICATION

- 1 Contact resistance: $\leq 30m\Omega$
- 2 Insulation resistance: $\geq 1000M\Omega$
- 3 Rated voltage: 400 V AC DC
- 4 Rated current: 1 A AC DC
- 5 Withstand Voltage: 1800V AC/minute
- 6 Temperature Range: $-25^{\circ}C \sim +85^{\circ}C$

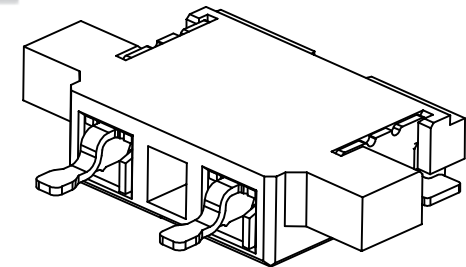
ORDER INFORMATION:

B4002M-02-F2MB-R

PART No.				
No. OF CIRCUITS:				PACKAGING:
02				G=TUBE
PLASTIC MATERIAL:				R=Reel
F2M=LCP (Nature)				PLATING:
				B=Mattn Sn



PCB LAYOUT
T=1.00mm



B/0	2016.04.12	NEW RELEASE	
REV.	DATE	DESCRIPTION	APPD.

③	Solder Tab	2	Brass	Mattn Sn
②	Contacts	2	Phosphor Bronze	Mattn Sn
①	Insulator	1	LCP(UL94V-0)	Nature
NO.	DESCRIPTION	QTY	MATERIAL	PLATING/COLOR

Tolerance	Model Name: 4.00mm pitch BTB FEMALE SMT R/A TYPE
X.X ±0.30	Model No: B4002M-02-F2MB-R
X.XX ±0.20	
X.XXX ±0.10	
Angle ±3.0°	
UNIT: mm	

	SCALE: FULL	REVISION: B/0
CNJST 浙江捷仕泰电子有限公司 ZHEJIANG JIESHITAI ELECTRONIC CO., LTD		

Drawn: 张育斌 2016.06.12
Checked: 林旭芝
Approved: 刘祚杰
DWG NO. CNJST/GCCP-0455