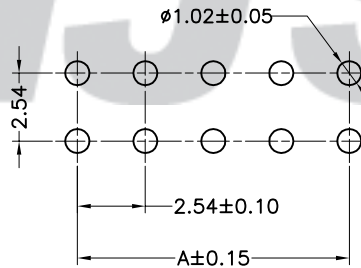
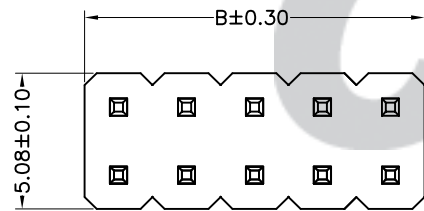
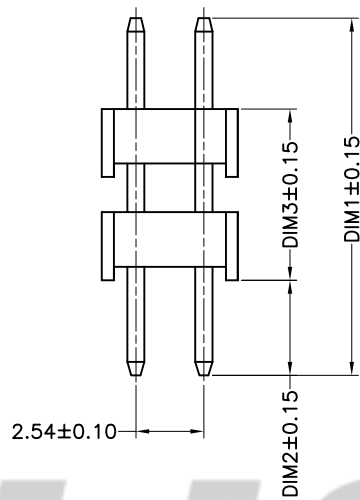
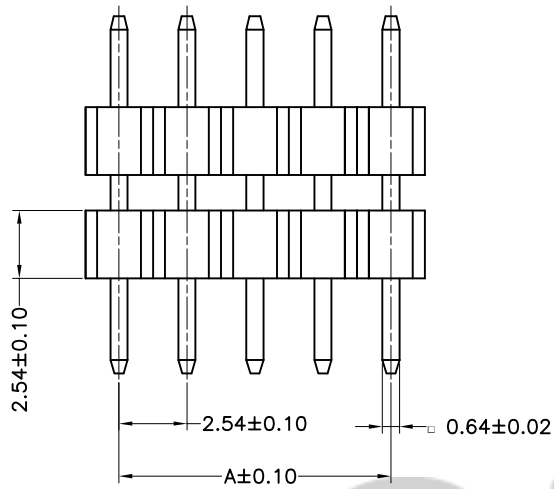
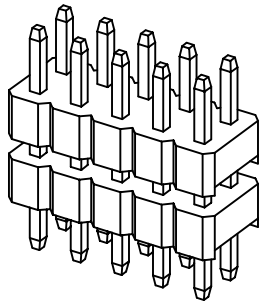


RoHS Compliant

成品图



PCB LAYOUT



SPECIFICATION

- 1 Contact resistance: $\leq 20m\Omega$
- 2 Insulation resistance: $\geq 1000M\Omega$
- 3 Rated voltage: 250 V AC DC
- 4 Rated current: 2.5 A AC DC
- 5 Withstand Voltage: 800 V AC/minute
- 6 Temperature Range: $-25^{\circ}C \sim +85^{\circ}C$

ORDER INFORMATION:

A2541AZ-*-C3KC-***

PART No.:		PACKAGING:	
No. OF CIRCUITS:		B=Tray	
202~240		P=PE	
PLASTIC MATERIAL:		PLATING:	
C3K=PA6T (Black)		C=Gold-Flash	

Circuits	Dimensions		Circuits	Dimensions	
	A	B		A	B
2X2	2.54	5.08	2X22	53.34	55.88
2X3	5.08	7.62	2X23	55.88	58.42
2X4	7.62	10.16	2X24	58.42	60.96
2X5	10.16	12.70	2X25	60.96	63.50
2X6	12.70	15.24	2X26	63.50	66.04
2X7	15.24	17.78	2X27	66.04	68.58
2X8	17.78	20.32	2X28	68.58	71.12
2X9	20.32	22.86	2X29	71.12	73.66
2X10	22.86	25.40	2X30	73.66	76.20
2X11	25.40	27.94	2X31	76.20	78.74
2X12	27.94	30.48	2X32	78.74	81.28
2X13	30.48	33.02	2X33	81.28	83.82
2X14	33.02	35.56	2X34	83.82	86.36
2X15	35.56	38.10	2X35	86.36	88.90
2X16	38.10	40.64	2X36	88.90	91.44
2X17	40.64	43.18	2X37	91.44	93.98
2X18	43.18	45.72	2X38	93.98	96.52
2X19	45.72	48.26	2X39	96.52	99.06
2X20	48.26	50.80	2X40	99.06	101.60
2X21	50.80	53.34			

REV.	DATE	DESCRIPTION	APPD.	NO.	DESCRIPTION	QTY	MATERIAL	PLATING/COLOR
B/0	2016.04.12	NEW RELEASE		②	Material	04~80	Brass	Gold-Flash
				①	Insulator	2	PA6T (UL94V-0)	Black

Tolerance X.X ±0.30 X.XX ±0.20 X.XXX ±0.10 Angle ±3.0°	Model Name: 2.54mm Pitch 180° Dual Row Pin Header-DIP TYPE	SCALE: FULL REVISION: B/0	Drawn: 张育斌 2016.06.11
	Model No: A2541AZ-***-C3KC-*		Checked: 林旭芝
UNIT: mm	CNJST 浙江捷仕泰电子有限公司 ZHEJIANG JIESHITAI ELECTRONIC CO., LTD		Approved: 刘祚杰
			DWG NO. CNJST/GCCP-0310