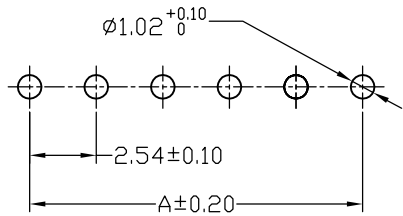
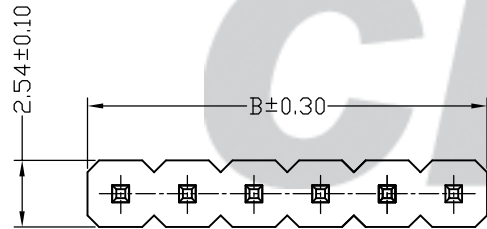
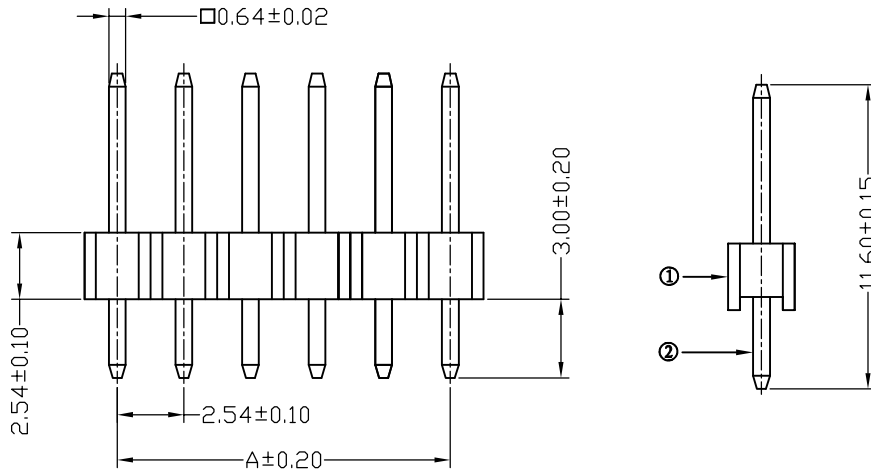
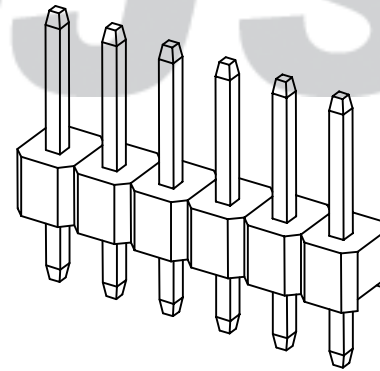


RoHS Compliant

成品图



SUGGESTED PCB LAYOUT
(COMPONENT SIDE)



SPECIFICATION

- 1 Contact resistance: $\leq 20m\Omega$
- 2 Insulation resistance: $\geq 1000M\Omega$
- 3 Rated voltage: 250 V AC DC
- 4 Rated current: 2.5 A AC DC
- 5 Withstand Voltage: 800V AC/minute
- 6 Temperature Range: $-25^{\circ}C \sim +85^{\circ}C$

ORDER INFORMATION:

A2541A--C3KC-B**

PART No.		PACKAGING:
No. OF CIRCUITS:		P=PE
		B=Tray
PLASTIC MATERIAL:		PLATING:
C3K=PA6T (BLACK)		C=Gold-plated
E2K=PBT (BLACK)		

Circuits	Dimensions (mm)		Circuits	Dimensions (mm)	
	A	B		A	B
01	0.00	2.54	21	50.80	53.34
02	2.54	5.08	22	53.34	55.88
03	5.08	7.62	23	55.88	58.42
04	7.62	10.16	24	58.42	60.96
05	10.16	12.70	25	60.96	63.50
06	12.70	15.24	26	63.50	66.04
07	15.24	17.78	27	66.04	68.58
08	17.78	20.32	28	68.58	71.12
09	20.32	22.86	29	71.12	73.66
10	22.86	25.40	30	73.66	76.20
11	25.40	27.94	31	76.20	78.74
12	27.94	30.48	32	78.74	81.28
13	30.48	33.02	33	81.28	83.82
14	33.02	35.56	34	83.82	86.36
15	35.56	38.10	35	86.36	88.90
16	38.10	40.64	36	88.90	91.44
17	40.64	43.18	37	91.44	93.98
18	43.18	45.72	38	93.98	96.52
19	45.72	48.26	39	96.52	99.06
10	48.26	50.80	40	99.06	101.60

Tolerance X.X ±0.30 X.XX ±0.20 X.XXX ±0.10 Angle ±3.0°	Model Name: 2.54 mm PITCH 180° Single Row Pin Header-Dip Type	SCALE: FULL	REVISION: B/0	Drawn: 蔡忠忠 2016.05.10
	Model No: A2541A-**-C3KC-B			Checked: 林旭芝
UNIT: mm	CNJST 浙江捷仕泰电子有限公司 ZHEJIANG JIESHITAI ELECTRONIC CO., LTD			Approved: 刘祚杰
				DWG NO. CNJST/GCCP-0087

REV.	DATE	DESCRIPTION	APPD.	NO.	DESCRIPTION	QTY	MATERIAL	PLATING/COLOR
B/0	2016.05.10	NEW RELEASE		②	Contacts	2~40	Brass	Gold-plated
				①	Insulator	1	PA6T (UL94V-0)	Black